



GUAM WATERWORKS AUTHORITY

**"Good Water Always"**

**Post Office Box 3010, Hagatna, Guam 96932**



**Phone: (671) 647-2583 Fax: (671) 646-2594**

**AUG 31 2010**

The Honorable Felix P. Camacho  
Governor of Guam  
P.O. Box 2950  
Hagåtña, Guam 96932

Dear Governor Camacho,

Pursuant to Public Law 30-55, Section 4, page 161, please find attached the Guam Waterworks Authority's Revenues and Expenditures report for the month ending July 31, 2010.

Si-Yu'os Ma'ase,  
  
Gilda M. Mafnas  
Controller 

**OFFICE OF THE GOVERNOR  
CENTRAL FILES**

  
**RECEIVED BY**  
TIME 12:25 pm DATE 8/31/10

**GUAM WATERWORKS AUTHORITY**  
**Estimated Revenues and Expenditures**  
**For Ten Months Ended July 31, 2010**

	July 2010		YTD 31-Jul-10
<b>Operating revenues</b>			
Water	\$ 3,063,138	\$	30,535,894
Wastewater	\$ 1,602,425	\$	17,495,936
<b>Total operating revenues</b>	<b>\$ 4,665,563</b>	<b>\$</b>	<b>48,031,830</b>
<b>Operating and maintenance expenses:</b>			
Water Purchases	\$ 658,931	\$	5,468,438
Power Purchases	\$ 1,432,414	\$	12,217,649
	2,091,345	\$	17,686,087
Salaries and wages	\$ 1,129,461	\$	11,492,002
Pension and Benefits	\$ 336,013	\$	3,397,971
Chemicals	\$ 78,280	\$	761,456
Materials & Supplies	\$ 196,634	\$	1,316,923
Contractual-Audit, Mtr Rdnng & Computer Maint.	\$ 23,294	\$	221,830
Contractual-Legal	\$ (64,813)	\$	(23,529)
Contractual-Lab	\$ 7,827	\$	141,424
Contractual-Other	\$ 117,102	\$	1,179,237
PMC-Management Fee	\$ 87,925	\$	872,063
Training	\$ 19,943	\$	123,994
Equipment Rental	\$ 28,237	\$	262,025
Transportation Expense	\$ 47,772	\$	377,102
Telephone and Communication	\$ 14,134	\$	137,459
Claim/Insurance	\$ 12,783	\$	(34,076)
Advertising	\$ 10,788	\$	69,532
Regulatory	\$ 2,730	\$	101,998
Bad Debts Provision	\$ 50,000	\$	500,000
Miscellaneous	\$ 36,700	\$	180,319
Depreciation	\$ 974,724	\$	9,241,568
Capitalized Labor	\$ (5,670)	\$	(95,725)
<b>Total operating and maintenance expenses</b>	<b>5,195,209</b>	<b>\$</b>	<b>47,909,660</b>
<b>Operating Income</b>	<b>(529,646)</b>	<b>\$</b>	<b>122,170</b>
<b>Nonoperating revenues (expenses):</b>			
Retiree Surcharge	\$ 126,047	\$	1,338,580
Retiree Supp.Benefits & Medical Ins.	\$ (134,323)	\$	(1,334,081)
PUC,GPA/Navy Surcharge	\$ 346,398	\$	3,678,874
Other Oper. Revenue	\$ 58,144	\$	681,790
Retirees'Cola	\$ (174,350)	\$	(844,801)
Recoveries	\$	\$	4,138
Legal and Engineering Expenses	\$ 137,513	\$	(89,238)
Interest/Investment Income	\$ 966	\$	8,556
Amort. Of Debt Disc.& Exp.	\$ 1,320	\$	6,244
AFUDC	\$ 235,515	\$	2,406,644
Interest Expense	\$ (670,453)	\$	(5,177,575)
<b>Total nonoperating revenues (expenses) , net</b>	<b>(73,223)</b>	<b>\$</b>	<b>679,131</b>
<b>Capital contributions:</b>			
Grants from US & Local Government	\$ -	\$	4,991,955
<b>Net Income</b>	<b>(602,869)</b>	<b>\$</b>	<b>5,793,256</b>



**"Good Water Always"**  
Post Office Box 3010, Hagatna, Guam 96932  
Phone: (671) 647-2583 Fax: (671) 646-2594



**AUG 31 2010**


Honorable Judith T. Won Pat  
Speaker, Thirtieth Guam Legislature  
155 Hesler Street  
Hagåtña, Guam 96910

Dear Speaker Won Pat,

Pursuant to Public Law 30-55, Section 4, page 161, please find attached the Guam Waterworks Authority's Revenues and Expenditures report for the month ending July 31, 2010.

Si-Yu'os Ma'ase,

  
Gilda M. Mafnas  
Controller 

Office of the Speaker  
Judith T. Won Pat, Ed.D.  
Date 8/31/10  
Time 12:30  
Received by 

**GUAM WATERWORKS AUTHORITY**  
**Estimated Revenues and Expenditures**  
**For Ten Months Ended July 31, 2010**

	July 2010	YTD 31-Jul-10
<b>Operating revenues</b>		
Water	\$ 3,063,138	\$ 30,535,894
Wastewater	\$ 1,602,425	\$ 17,495,936
<b>Total operating revenues</b>	<b>\$ 4,665,563</b>	<b>\$ 48,031,830</b>
<b>Operating and maintenance expenses:</b>		
Water Purchases	\$ 658,931	\$ 5,468,438
Power Purchases	\$ 1,432,414	\$ 12,217,649
	2,091,345	\$ 17,686,087
Salaries and wages	\$ 1,129,461	\$ 11,492,002
Pension and Benefits	\$ 336,013	\$ 3,397,971
Chemicals	\$ 78,280	\$ 761,456
Materials & Supplies	\$ 196,634	\$ 1,316,923
Contractual-Audit, Mtr Rdng & Computer Maint.	\$ 23,294	\$ 221,830
Contractual-Legal	\$ (64,813)	\$ (23,529)
Contractual-Lab	\$ 7,827	\$ 141,424
Contractual-Other	\$ 117,102	\$ 1,179,237
PMC-Management Fee	\$ 87,925	\$ 872,063
Training	\$ 19,943	\$ 123,994
Equipment Rental	\$ 28,237	\$ 262,025
Transportation Expense	\$ 47,772	\$ 377,102
Telephone and Communication	\$ 14,134	\$ 137,459
Claim/Insurance	\$ 12,783	\$ (34,076)
Advertising	\$ 10,788	\$ 69,532
Regulatory	\$ 2,730	\$ 101,998
Bad Debts Provision	\$ 50,000	\$ 500,000
Miscellaneous	\$ 36,700	\$ 180,319
Depreciation	\$ 974,724	\$ 9,241,568
Capitalized Labor	\$ (5,670)	\$ (95,725)
<b>Total operating and maintenance expenses</b>	<b>\$ 5,195,209</b>	<b>\$ 47,909,660</b>
<b>Operating Income</b>	<b>(529,646)</b>	<b>\$ 122,170</b>
<b>Nonoperating revenues (expenses):</b>		
Retiree Surcharge	\$ 126,047	\$ 1,338,580
Retiree Supp. Benefits & Medical Ins.	\$ (134,323)	\$ (1,334,081)
PUC, GPA/Navy Surcharge	\$ 346,398	\$ 3,678,874
Other Oper. Revenue	\$ 58,144	\$ 681,790
Retirees' Cola	\$ (174,350)	\$ (844,801)
Recoveries	\$	\$ 4,138
Legal and Engineering Expenses	\$ 137,513	\$ (89,238)
Interest/Investment Income	\$ 966	\$ 8,556
Amort. Of Debt Disc. & Exp.	\$ 1,320	\$ 6,244
AFUDC	\$ 235,515	\$ 2,406,644
Interest Expense	\$ (670,453)	\$ (5,177,575)
<b>Total nonoperating revenues (expenses) , net</b>	<b>(73,223)</b>	<b>\$ 679,131</b>
<b>Capital contributions:</b>		
Grants from US & Local Government	\$ -	\$ 4,991,955
<b>Net Income</b>	<b>(602,869)</b>	<b>\$ 5,793,256</b>