



GUAM WATERWORKS AUTHORITY


Gloria B. Nelson Public Service Building
688 Route 15, Mangilao, Guam 96913
(671)300-6073-76

25 JAN 2017

VIA HAND DELIVERY

Speaker Benjamin J.F. Cruz

The Honorable Benjamin J. F. Cruz
Speaker, 34th Guam Legislature
34th Guam Legislature
155 Hessler Place
Hagatna, Guam 96910

JAN 25 2017
Time: 11:30 AM LPM File No. _____
Received By: 



RE: Guam Waterworks Authority's Staffing Report for 1st Quarter, FY2017

Dear Speaker Cruz,

Attached herewith is Guam Waterworks Authority's Staffing Report for the 1st Quarter, FY2017.

If you have any questions please contact our Personnel Services Division at 300-6073-76.

Sincerely,


1-20-17
MIGUEL C. BORDALLO, PE
GENERAL MANAGER 

xc: Personnel Services Division File

GUAM WATERWORKS AUTHORITY

1st Qtr 2017

Alpha Name	Position Title	Business Unit	Pay Grade	Grad Step	Hourly Rate	Qty Salary	Medical	Dental	Life	Medicare	Retirement	DCDD ER	Total Ben	TOTAL
Borja, Ann D.	MANAGEMENT ANALYST IV	General Manager	K13	C	\$ 32.24	\$ 16,764.80	\$ 665.77	\$ 60.06	\$ 48.49	\$ 243.09	\$ 4,948.72	\$ 133.07	\$ 6,999.20	\$ 22,864.00
Claveria, Joseph P.	SENIOR REGULATORY ANALYST		N11	C	\$ 44.12	\$ 22,942.40	\$ -	\$ -	\$ 48.49	\$ 332.66	\$ 6,772.22	\$ -	\$ 7,153.37	\$ 30,095.77
Gumataog, Elizabeth H.	ADMINISTRATIVE ASSISTANT		J		\$ 16.09	\$ 8,366.80	\$ 1,015.70	\$ 64.47	\$ 48.49	\$ 121.32	\$ 2,823.31	\$ 133.07	\$ 4,206.36	\$ 12,573.16
Beleno, Kathleen B.	MANAGEMENT ANALYST IV		K10	D	\$ 28.90	\$ 15,028.00	\$ 1,678.39	\$ 108.57	\$ 48.49	\$ 217.91	\$ 4,436.04	\$ 133.07	\$ 6,622.47	\$ 21,650.47
Duenas, Vincent Jon G.	Internal Auditor		M7	C	\$ 33.00	\$ 17,160.00	\$ 802.55	\$ 108.57	\$ 48.49	\$ 248.82	\$ 5,065.35	\$ 133.07	\$ 6,406.85	\$ 23,566.85
Bordallo, Miguel C.	GENERAL MANAGER		K17	A	\$ 84.13	\$ 43,747.60	\$ -	\$ -	\$ -	\$ 634.34	\$ 12,913.60	\$ 133.07	\$ 13,681.01	\$ 57,428.61
Adams, Julie C.	PERSONNEL SPECIALIST IV	Human Resources	K16	B	\$ 37.06	\$ 19,271.20	\$ 1,015.70	\$ 64.47	\$ 48.49	\$ 279.43	\$ 5,688.55	\$ 133.07	\$ 7,229.71	\$ 26,500.91
Evangelista, Josephita Castro	PERSONNEL SPECIALIST III		J16	B	\$ 31.56	\$ 16,411.20	\$ -	\$ -	\$ 48.49	\$ 237.96	\$ 4,978.11	\$ 133.07	\$ 5,397.63	\$ 21,808.83
Bernandez, Julius G.	PERSONNEL SPECIALIST II		I8	C	\$ 20.33	\$ 10,571.60	\$ 486.22	\$ 64.47	\$ 48.49	\$ 153.29	\$ 3,120.60	\$ 133.07	\$ 4,006.14	\$ 14,577.74
Pangelinan-Charrauros, Zina	PERSONNEL SVC ADMINISTRATOR		M11	B	\$ 38.31	\$ 19,921.20	\$ 665.77	\$ 60.06	\$ 48.49	\$ 288.86	\$ 6,595.48	\$ 133.07	\$ 7,791.73	\$ 27,712.93
Aguilar, Maryann R.	Employee Dev Spec III		J7	D	\$ 22.50	\$ 11,700.00	\$ 486.22	\$ 64.47	\$ 48.49	\$ 169.65	\$ 3,453.66	\$ 133.07	\$ 4,355.56	\$ 16,055.56
Perez, Nicole Patri G.	PERSONNEL SPECIALIST I		G5	D	\$ 14.02	\$ 7,290.40	\$ 1,438.62	\$ 93.06	\$ -	\$ 105.71	\$ 1,998.30	\$ 133.07	\$ 3,768.76	\$ 11,059.16
Torres, Victor A.	INFORMATION TECHNOLOGY MANAGER	Information Technology	N19	A	\$ 59.46	\$ 30,919.20	\$ 1,015.70	\$ 64.47	\$ 48.49	\$ 448.33	\$ 10,781.48	\$ -	\$ 12,358.47	\$ 43,277.67
Torres Jr., Ely T.	NETWORK SYSTEMS ADMINISTRATOR		K13	D	\$ 32.57	\$ 16,936.40	\$ -	\$ -	\$ 48.49	\$ 245.58	\$ 4,999.33	\$ 133.07	\$ 5,426.47	\$ 22,362.87
Apuron, Manuel P.	SYS/PROGRAMMER ADMINISTRATOR		L13	B	\$ 36.39	\$ 18,922.80	\$ 355.39	\$ 60.06	\$ 48.49	\$ 274.38	\$ 5,585.72	\$ 133.07	\$ 6,457.11	\$ 25,379.91
Palomo, Lourdes C.	PROGRAMMER ANALYST II		K12	A	\$ 30.38	\$ 15,797.60	\$ 665.77	\$ 60.06	\$ 48.49	\$ 229.07	\$ 4,663.19	\$ 133.07	\$ 5,799.65	\$ 21,597.25
Miller, Jacob P.	COMPUTER OPERATOR III		I10	C	\$ 22.02	\$ 11,450.40	\$ 1,678.39	\$ 108.57	\$ 48.49	\$ 166.03	\$ 3,379.95	\$ 133.07	\$ 5,514.50	\$ 16,964.90
Cesa, Cecille M.	NETWORK ANALYST		K9	A	\$ 26.96	\$ 14,019.20	\$ 665.77	\$ 60.06	\$ 48.49	\$ 203.28	\$ 4,138.26	\$ 133.07	\$ 5,248.93	\$ 19,268.13
Portin, Christopher T.	COMPUTER OPERATOR II		G9	D	\$ 16.44	\$ 8,548.80	\$ 355.39	\$ 60.06	\$ 48.49	\$ 123.96	\$ 2,523.50	\$ 133.07	\$ 3,244.47	\$ 11,793.27
Paulino, Rachel G.	ADMINISTRATIVE ASSISTANT		J		\$ 16.70	\$ 8,684.00	\$ 665.77	\$ 60.06	\$ 48.49	\$ 125.92	\$ 2,563.40	\$ 133.07	\$ 3,596.71	\$ 12,280.71
McDonald, Allen-Michael J.	COMPUTER OPERATOR I		E10	A	\$ 12.78	\$ 6,645.60	\$ 665.77	\$ 60.06	\$ 48.49	\$ 96.36	\$ 2,105.31	\$ 133.07	\$ 3,109.06	\$ 9,754.66
Dixon, John A.	COMPUTER OPERATOR I		E4	C	\$ 10.27	\$ 5,340.40	\$ 355.39	\$ 60.06	\$ 48.49	\$ 77.44	\$ 1,576.40	\$ 133.07	\$ 2,250.85	\$ 7,591.25
Sy, Julius L.	PROGRAMMER ANALYST II		K6	C	\$ 24.40	\$ 12,688.00	\$ 665.77	\$ 60.06	\$ 48.49	\$ 183.98	\$ 3,745.28	\$ 133.07	\$ 4,836.65	\$ 17,524.65
Cedeno, Anthony N.	PROGRAMMER ANALYST II		K5	A	\$ 22.99	\$ 11,954.80	\$ 665.77	\$ 60.06	\$ -	\$ 173.34	\$ 3,528.84	\$ 133.07	\$ 4,561.08	\$ 16,515.88
Guerrero, Vincent Ed	SUPPLY MGMT ADMINISTRATOR	Procurement & Supply	M12	A	\$ 39.48	\$ 20,529.60	\$ 355.39	\$ 60.06	\$ 48.49	\$ 297.68	\$ 5,973.47	\$ 133.07	\$ 6,868.16	\$ 27,397.76
Mondina, Stephen P.	BUYER SUPERVISOR II		K11	C	\$ 29.78	\$ 15,485.60	\$ 1,678.39	\$ 108.57	\$ 48.49	\$ 224.54	\$ 4,571.14	\$ 133.07	\$ 6,764.20	\$ 22,249.80
Cruz, Bernie Antonitte Velasco	ADMINISTRATIVE ASSISTANT		J		\$ 17.34	\$ 9,016.80	\$ 1,015.70	\$ 64.47	\$ 48.49	\$ 130.74	\$ 2,661.61	\$ 133.07	\$ 4,054.08	\$ 13,070.88
Mantana, James C.	STOREKEEPER I		H		\$ 12.75	\$ 6,630.00	\$ 665.77	\$ 60.06	\$ 48.49	\$ 96.14	\$ 1,957.06	\$ 133.07	\$ 2,960.59	\$ 9,590.59
Cabufat Jr., Gerontino P.	STOREKEEPER II		I		\$ 17.18	\$ 8,933.60	\$ 1,678.39	\$ 108.57	\$ 48.49	\$ 129.54	\$ 2,637.04	\$ 133.07	\$ 4,735.10	\$ 13,668.70

Alpha Name	Position Title	Business Unit	Pay Grade	Hourly Rate	Qty Salary	Medical	Dental	Life	Medicare	Retirement	DCDDER	Total Ben	TOTAL
Perez II, Albert T.	INVENTORY MGMT OFFICER		K9 A	\$ 26.96	\$ 14,019.20	\$ 1,015.70	\$ 64.47	\$ 48.49	\$ 203.28	\$ 4,747.26	\$ 133.07	\$ 6,212.27	\$ 20,231.47
Estrada, Rodney R.	MANAGEMENT ANALYST I		G10 B	\$ 16.77	\$ 8,720.40	\$ 665.77	\$ 60.06	\$ 48.49	\$ 126.45	\$ 2,574.11	\$ 133.07	\$ 3,607.95	\$ 12,328.35
Camacho, Antonio C.	BUYER II		G7 B	\$ 14.89	\$ 7,742.80	\$ 665.77	\$ 60.06	\$ 48.49	\$ 112.27	\$ 2,285.57	\$ 133.07	\$ 3,305.23	\$ 11,048.03
Cruz, Javin G.	STOREKEEPER I		H	\$ 12.75	\$ 6,630.00	\$ 665.77	\$ 60.06	\$ 48.49	\$ 96.14	\$ 1,957.06	\$ 133.07	\$ 2,960.59	\$ 9,590.59
Cabo, Nicolas P.	BUYER II		G6 A	\$ 14.16	\$ 7,363.20	\$ -	\$ -	\$ 48.49	\$ 106.77	\$ 2,173.50	\$ 133.07	\$ 2,461.83	\$ 9,825.03
Torres, Mary D.	BUYER II		G6 A	\$ 14.16	\$ 7,363.20	\$ 665.77	\$ 60.06	\$ 14.34	\$ 106.77	\$ 2,173.50	\$ 133.07	\$ 3,153.51	\$ 10,516.71
Heacock, Maria Victoria L.	BUYER II		G6 A	\$ 14.16	\$ 7,363.20	\$ -	\$ -	\$ -	\$ 106.77	\$ 2,002.73	\$ 133.07	\$ 2,242.57	\$ 9,605.77
Makarahe, Anita M.	ADMINISTRATIVE ASSISTANT	Compliance & Safety	J	\$ 23.98	\$ 12,469.60	\$ 355.39	\$ 60.06	\$ 48.49	\$ 180.81	\$ 4,050.78	\$ 133.07	\$ 4,828.60	\$ 17,298.20
Kemp, Paul J	Assistant GM Compliance/Safety		N18 A	\$ 57.14	\$ 29,712.80	\$ 1,678.39	\$ 108.57	\$ 48.49	\$ 430.84	\$ 10,051.95	\$ 133.07	\$ 12,451.31	\$ 42,164.11
Schnable, Melissa B.	Source Control Manager		M9 B	\$ 35.38	\$ 18,397.60	\$ 486.22	\$ 64.47	\$ 48.49	\$ 266.77	\$ 6,413.10	\$ 133.07	\$ 7,412.12	\$ 25,809.72
Temorio, Wade T.	SAFETY INSPECTOR SUPERVISOR		K13 B	\$ 31.92	\$ 16,598.40	\$ -	\$ -	\$ 48.49	\$ 240.68	\$ 4,899.58	\$ 133.07	\$ 5,321.82	\$ 21,920.22
Lujan, Evangeline C.D.	SENIOR REGULATORY ANALYST		N11 D	\$ 44.56	\$ 23,171.20	\$ 802.55	\$ 108.57	\$ 48.49	\$ 335.98	\$ 8,327.78	\$ -	\$ 9,623.37	\$ 32,794.57
Lizama, Francis A.	LAB TECH SUPERVISOR	Laboratory	K12 D	\$ 31.30	\$ 16,276.00	\$ 665.77	\$ 60.06	\$ 48.49	\$ -	\$ 5,346.86	\$ -	\$ 6,121.18	\$ 22,397.18
Villagomez, Rodney J.	LAB TECH II		H10 D	\$ 19.51	\$ 10,145.20	\$ 1,678.39	\$ 108.57	\$ 48.49	\$ 147.11	\$ 2,994.74	\$ -	\$ 4,977.30	\$ 15,122.50
Sian-Denton, Carmen M.	MONITORING LAB SVC ADM		N15 C	\$ 51.73	\$ 26,899.60	\$ 355.39	\$ 60.06	\$ 48.49	\$ -	\$ 7,940.38	\$ -	\$ 8,404.32	\$ 35,303.92
Perez, N'Tasha L.	BIOLOGIST III		K9 B	\$ 27.23	\$ 14,159.60	\$ 1,678.39	\$ 108.57	\$ 48.49	\$ 205.31	\$ 4,179.70	\$ 133.07	\$ 6,353.53	\$ 20,513.13
Mesa, Vincent J.	LAB TECH II		H12 C	\$ 20.91	\$ 10,873.20	\$ 355.39	\$ 60.06	\$ 48.49	\$ 157.66	\$ 3,209.57	\$ 133.07	\$ 3,964.24	\$ 14,837.44
Heckita, Theresa Epacta	LAB TECH II		H10 A	\$ 18.93	\$ 9,843.60	\$ 665.77	\$ 60.06	\$ 48.49	\$ 142.73	\$ 2,905.70	\$ 133.07	\$ 3,955.82	\$ 13,799.42
Palomo, Emmanuel N.	LAB TECH II		H9 D	\$ 18.75	\$ 9,750.00	\$ 665.77	\$ 60.06	\$ 48.49	\$ 141.38	\$ 2,878.05	\$ 133.07	\$ 3,926.82	\$ 13,676.82
Paulino, Josephine S.N.	ADMINISTRATIVE ASSISTANT		J	\$ 16.70	\$ 8,684.00	\$ 1,678.39	\$ 108.57	\$ 48.49	\$ 125.92	\$ 2,563.40	\$ 133.07	\$ 4,657.84	\$ 13,341.84
Paulino, Honey Arlene Blas	LAB TECH II		H5 D	\$ 15.99	\$ 8,314.80	\$ -	\$ -	\$ 48.49	\$ 120.56	\$ 2,454.41	\$ 133.07	\$ 2,756.53	\$ 11,071.33
Balendorf, Heidi M.	COMMUNICATIONS MANAGER	Public Information Officer	L15 C	\$ 39.80	\$ 20,696.00	\$ 355.39	\$ 60.06	\$ 48.49	\$ 300.09	\$ 6,109.11	\$ 133.07	\$ 7,006.21	\$ 27,702.21
Reyes, Kathy MT.	ACCOUNTING TECH III	Finance	J	\$ 23.24	\$ 12,084.80	\$ 1,678.39	\$ 108.57	\$ 48.49	\$ 175.23	\$ 3,567.27	\$ -	\$ 5,577.95	\$ 17,662.75
Vicente, Marieta P.	PAYROLL SUPERVISOR		K14 C	\$ 33.55	\$ 17,446.00	\$ 665.77	\$ 60.06	\$ 48.49	\$ 252.97	\$ 5,296.92	\$ -	\$ 6,324.21	\$ 23,770.21
Robinson, Demetra G.	ACCOUNTANT III		K11 A	\$ 29.19	\$ 15,178.80	\$ 1,678.39	\$ 108.57	\$ 48.49	\$ -	\$ 4,480.56	\$ -	\$ 6,316.01	\$ 21,494.81
Mafnas, Gilda M.	ASSISTANT CHIEF FINANCIAL OFR		O12 A	\$ 51.30	\$ 26,676.00	\$ 1,015.70	\$ 64.47	\$ 48.49	\$ 386.80	\$ 7,874.37	\$ 133.07	\$ 9,552.90	\$ 36,198.90
Tayama, Diane M.	ACCOUNTING TECH III		J	\$ 19.88	\$ 10,337.60	\$ 665.77	\$ 60.06	\$ 48.49	\$ 149.90	\$ 3,051.51	\$ 133.07	\$ 4,108.80	\$ 14,446.40
Cruz, Yvonne W.	Chief Budget Officer		M9 C	\$ 35.74	\$ 18,584.80	\$ -	\$ -	\$ 48.49	\$ 269.48	\$ 5,485.97	\$ 133.07	\$ 5,937.01	\$ 24,521.81
Pascua, Jocelyn L	ACCOUNTANT III		K14 A	\$ 32.89	\$ 17,102.80	\$ -	\$ -	\$ 48.49	\$ 247.99	\$ 5,048.47	\$ 133.07	\$ 5,478.02	\$ 22,580.82
Pacheco, Dalisay D.	ACCOUNTANT I		H11 A	\$ 22.46	\$ 11,679.20	\$ 1,678.39	\$ -	\$ 48.49	\$ 169.35	\$ 3,447.50	\$ 173.46	\$ 5,517.19	\$ 17,196.39
Gonzalo, Mary C.	CASHER I		E	\$ 11.77	\$ 6,120.40	\$ 665.77	\$ 60.06	\$ 48.49	\$ 88.75	\$ 1,806.63	\$ 133.07	\$ 2,802.77	\$ 8,923.17
Gaza, Alicia C.	CASHER II		F	\$ 13.42	\$ 6,978.40	\$ -	\$ -	\$ 48.49	\$ 101.19	\$ 2,489.24	\$ 133.07	\$ 2,771.99	\$ 9,750.39
San Nicolas, Joseph SA	ACCOUNTANT I		H8 B	\$ 20.13	\$ 10,467.60	\$ 665.77	\$ 60.06	\$ 48.49	\$ 151.78	\$ 3,089.87	\$ 133.07	\$ 4,149.04	\$ 14,616.64
Benavente, Elena P.	CASHER I		E	\$ 11.34	\$ 5,896.80	\$ 1,015.70	\$ 64.47	\$ 48.49	\$ 85.50	\$ 1,993.26	\$ 133.07	\$ 3,340.49	\$ 9,237.29

Alpha Name	Position Title	Business Unit	Pay Grade	Grad Step	Hourly Rate	Qrtly Salary	Medical	Dental	Life	Medicare	Retirement	DCDD ER	Total Ben	TOTAL
Yanto, Solae M.	ACCOUNTANT I		I4	C	\$ 17.34	\$ 9,016.80	\$ 577.50	\$ 80.29	\$ 48.49	\$ 130.74	\$ 3,144.20	\$ 133.07	\$ 4,114.29	\$ 13,131.09
Sanalita, Josephine O.	ACCOUNTANT III		K10	B	\$ 28.33	\$ 14,731.60	\$ 1,678.39	\$ 108.57	\$ 48.49	\$ 213.61	\$ 5,144.64	\$ 133.07	\$ 7,326.77	\$ 22,058.37
Cabulbat, Elizabeth C.	CASHIER I		E		\$ 10.53	\$ 5,475.60	\$ -	\$ -	\$ 48.49	\$ 79.40	\$ 1,829.68	\$ 133.07	\$ 2,090.64	\$ 7,566.24
Tydingco, Karla A.	ADMINISTRATIVE ASSISTANT		J		\$ 14.94	\$ 7,768.80	\$ 1,015.70	\$ 64.47	\$ 48.49	\$ 112.65	\$ 2,293.20	\$ 133.07	\$ 3,667.58	\$ 11,436.38
Santos, Sandra J.	CONTROLLER		N6	C	\$ 36.15	\$ 18,798.00	\$ 355.39	\$ 60.06	\$ 14.34	\$ 272.57	\$ 5,548.90	\$ 133.07	\$ 6,384.33	\$ 25,182.33
Inarte, Bryan H.	ACCOUNTANT I		I3	B	\$ 16.50	\$ 8,580.00	\$ 1,678.39	\$ 108.57	\$ 48.49	\$ 124.41	\$ 2,532.67	\$ 133.07	\$ 4,625.60	\$ 13,205.60
Pendon, Elizabeth Dawn	ACCOUNTANT I		I3	B	\$ 16.50	\$ 8,580.00	\$ 802.55	\$ 108.57	\$ 48.49	\$ 124.41	\$ 2,532.67	\$ 133.07	\$ 3,749.76	\$ 12,329.76
Camacho, Tera Lynn S.	ACCOUNTANT III		K8	A	\$ 25.90	\$ 13,468.00	\$ 486.22	\$ 64.47	\$ 48.49	\$ 195.29	\$ 3,975.58	\$ 133.07	\$ 4,903.12	\$ 18,371.12
San Nicolas, Louisa A.	CASHIER I		E		\$ 10.53	\$ 5,475.60	\$ -	\$ -	\$ 48.49	\$ 79.40	\$ 1,616.30	\$ 133.07	\$ 1,877.26	\$ 7,352.86
Magdalena, Wilfredo T.	ACCOUNTANT III		K10	C	\$ 28.61	\$ 14,877.20	\$ 665.77	\$ 60.06	\$ 48.49	\$ 215.72	\$ 4,391.52	\$ 133.07	\$ 5,514.63	\$ 20,391.83
Pablo, Leanne P.	CASHIER I		E		\$ 10.14	\$ 5,272.80	\$ 239.77	\$ 15.51	\$ -	\$ 76.46	\$ 1,556.45	\$ 133.07	\$ 2,021.26	\$ 7,294.06
Luz, Edgardo Simbol	CASHIER I		E		\$ 10.14	\$ 5,272.80	\$ 355.39	\$ 60.06	\$ -	\$ 76.46	\$ 1,556.45	\$ 133.07	\$ 2,181.43	\$ 7,454.23
Akita, Kunitaka	ACCOUNTANT I		I3	B	\$ 16.50	\$ 8,580.00	\$ 355.39	\$ -	\$ -	\$ 124.41	\$ 2,532.67	\$ 133.07	\$ 3,145.54	\$ 11,725.54
Reyes, Dorianne Brodesong	ACCOUNTANT I		I3	B	\$ 16.50	\$ 8,580.00	\$ 665.77	\$ 60.06	\$ -	\$ 124.41	\$ 2,532.67	\$ 133.07	\$ 3,515.98	\$ 12,095.98
Bartonico, Shannon Kate P.	ACCOUNTANT I		I3	B	\$ 16.50	\$ 8,580.00	\$ 355.39	\$ -	\$ -	\$ 124.41	\$ 2,532.67	\$ 133.07	\$ 3,145.54	\$ 11,725.54
Acalle, Antonette Dione	Legal Secretary II	Legal Council	F5	C	\$ 12.18	\$ 6,333.60	\$ 1,015.70	\$ 64.47	\$ 80.29	\$ 91.84	\$ 1,869.56	\$ 133.07	\$ 3,174.64	\$ 9,508.24
Clark, Kelly O.	STAFF ATTORNEY		L17	A	\$ 42.25	\$ 21,970.00	\$ 486.22	\$ 64.47	\$ 48.49	\$ 318.57	\$ 7,662.98	\$ 133.07	\$ 9,694.55	\$ 38,445.35
Bensan, Gloria P.	ENGINEER III	Engineering	K13	C	\$ 32.24	\$ 16,764.80	\$ 665.77	\$ 60.06	\$ 48.49	\$ 243.09	\$ 4,948.72	\$ 133.07	\$ 5,966.13	\$ 22,730.93
Mercado, Sylvia Y.	ENGINEER II		K15	C	\$ 34.92	\$ 18,158.40	\$ 355.39	\$ 60.06	\$ 48.49	\$ 263.30	\$ 6,147.18	\$ 133.07	\$ 6,874.42	\$ 25,032.82
Quitlong, Delfyn S.	ENGINEER II		J		\$ 20.51	\$ 10,665.20	\$ 486.22	\$ 64.47	\$ 48.49	\$ 154.65	\$ 3,148.18	\$ 133.07	\$ 4,035.08	\$ 14,700.28
Unchangco, Leilani JC	ADMINISTRATIVE ASSISTANT		L19	A	\$ 45.75	\$ 23,790.00	\$ 577.50	\$ 80.29	\$ 48.49	\$ 344.96	\$ 7,022.47	\$ 133.07	\$ 8,206.78	\$ 31,996.78
Huntington II, Clinton W.	SENIOR ENGINEER, PE		P15	C	\$ 67.23	\$ 34,959.60	\$ 355.39	\$ -	\$ 48.49	\$ 506.91	\$ 10,319.54	\$ 133.07	\$ 11,363.40	\$ 46,323.00
Cruz, Thomas Franklin A.	CHIEF ENGINEER, PE		N18	D	\$ 58.87	\$ 30,612.40	\$ 665.77	\$ 60.06	\$ 48.49	\$ 443.88	\$ 10,679.41	\$ 133.07	\$ 11,897.61	\$ 42,510.01
Cruz, Barbara Ann Camacho	SENIOR ENGINEER SUPERVISOR, PE		N19	A	\$ 59.46	\$ 30,919.20	\$ 355.39	\$ 60.06	\$ 48.49	\$ 448.33	\$ 10,459.77	\$ 133.07	\$ 11,505.11	\$ 42,424.31
Railey, Brett Eric	SENIOR ENGINEER SUPERVISOR, PE		L15	B	\$ 39.41	\$ 20,493.20	\$ 355.39	\$ 60.06	\$ 48.49	\$ 297.15	\$ 7,146.59	\$ 133.07	\$ 8,040.75	\$ 28,533.95
Yeoh, Garrett K.A.	SENIOR ENGINEER, PE		L13	C	\$ 36.76	\$ 19,115.20	\$ 355.39	\$ 60.06	\$ 48.49	\$ 277.17	\$ 5,642.49	\$ 133.07	\$ 6,516.67	\$ 25,631.87
Yam, Cheuk Nam	SENIOR ENGINEER, PE		K10	D	\$ 28.90	\$ 15,028.00	\$ 355.39	\$ 60.06	\$ 48.49	\$ 217.91	\$ 4,847.59	\$ 133.07	\$ 5,162.51	\$ 20,690.51
Lopez, Marc D.	ASSOCIATE ENGINEER		J9	B	\$ 23.88	\$ 12,417.60	\$ 1,015.70	\$ 64.47	\$ 48.49	\$ 180.06	\$ 1,777.10	\$ 133.07	\$ 3,218.89	\$ 15,636.49
Quan, Nicole Ballesta	Contracts & Small Claims Admin		J10	B	\$ 24.85	\$ 12,922.00	\$ 665.77	\$ 60.06	\$ 48.49	\$ 187.37	\$ 4,498.53	\$ 133.07	\$ 5,593.29	\$ 18,515.29
Evangelista, Josephine D.	MANAGEMENT ANALYST III		N14	B	\$ 49.22	\$ 25,594.40	\$ 1,208.48	\$ 80.29	\$ 48.49	\$ 371.12	\$ 8,648.65	\$ 133.07	\$ 10,490.10	\$ 36,084.50
Davis, John M.	SENIOR ENGINEER SUPERVISOR, PE		N12	D	\$ 46.37	\$ 24,112.40	\$ -	\$ -	\$ 48.49	\$ 349.63	\$ 7,117.62	\$ 133.07	\$ 7,648.81	\$ 31,761.21
McDonald, Maunyn Q.	SENIOR ENGINEER SUPERVISOR, PE		J4	B	\$ 19.57	\$ 10,176.40	\$ -	\$ -	\$ 48.49	\$ 147.56	\$ 3,003.91	\$ 133.07	\$ 3,333.03	\$ 13,509.43
Carrino, Rylma Nida A.	JUNIOR ENGINEER		J14	D	\$ 29.73	\$ 15,459.60	\$ 665.77	\$ 60.06	\$ 48.49	\$ 224.16	\$ 4,563.44	\$ 133.07	\$ 5,561.92	\$ 21,021.52
Bell, Henry J.	CONSTRUCTION INSPECTOR III	Planning & Permits												

Alpha Name	Position Title	Business Unit	Pay Grade	Grad Step	Hourly Rate	Orly Salary	Medical	Dental	Life	Medicare	Retirement	DCDD ER	Total Ben	TOTAL
Calvo, Jude G.	PLANNER IV		L10	B	\$ 32.30	\$ 16,796.00	\$ 1,678.39	\$ 108.57	\$ 48.49	\$ 243.54	\$ 4,957.89	\$ 133.07	\$ 7,169.95	\$ 23,965.95
Natuel, Orlando O.	CONSTRUCTION INSPECTOR III		J15	A	\$ 30.02	\$ 15,610.40	\$ -	\$ -	\$ 48.49	\$ 226.35	\$ 4,607.96	\$ 133.07	\$ 5,015.87	\$ 20,626.27
Sablán, Patrick R.	CONSTRUCTION INSPECTOR III		J6	C	\$ 21.41	\$ 11,133.20	\$ 665.77	\$ 60.06	\$ 48.49	\$ 161.43	\$ 3,286.36	\$ 133.07	\$ 4,355.18	\$ 15,488.38
Mafnas, Donnie A.	CONSTRUCTION INSPECTOR III		J10	D	\$ 25.35	\$ 13,182.00	\$ 355.39	\$ 60.06	\$ 48.49	\$ 191.14	\$ 3,891.09	\$ 133.07	\$ 4,679.24	\$ 17,861.24
Dizon, Eliseo Q.	CONSTRUCTION INSPECTOR III		J15	C	\$ 30.63	\$ 15,927.60	\$ 486.22	\$ 64.47	\$ 48.49	\$ 230.95	\$ 4,701.55	\$ 133.07	\$ 5,664.75	\$ 21,592.35
Agnon, Prudencio F.	GRANTS ADMINISTRATOR		M14	D	\$ 44.04	\$ 22,900.80	\$ 1,015.70	\$ 64.47	\$ 48.49	\$ 332.06	\$ 6,759.97	\$ 133.07	\$ 8,353.76	\$ 31,254.56
Toves, Rodney A.	Geo Info Sys/Land Info Sys Mgr		K15	A	\$ 34.23	\$ 17,799.60	\$ 665.77	\$ 60.06	\$ 48.49	\$ 258.09	\$ 5,254.20	\$ 133.07	\$ 6,419.68	\$ 24,219.28
Sablán, Felix D	CONSTRUCTION INSPECTOR III		J10	C	\$ 25.10	\$ 13,052.00	\$ -	\$ -	\$ 48.49	\$ 189.25	\$ 3,852.73	\$ 133.07	\$ 4,223.54	\$ 17,275.54
Tadeo, Joseph A.	MANAGEMENT ANALYST IV		K12	C	\$ 30.99	\$ 16,114.80	\$ 355.39	\$ 60.06	\$ 48.49	\$ 233.66	\$ 4,756.85	\$ 133.07	\$ 5,587.52	\$ 21,702.32
Franquez, Paul A.	PLANNER II		J8	A	\$ 22.72	\$ 11,814.40	\$ 1,678.39	\$ 108.57	\$ 48.49	\$ 171.31	\$ 3,487.40	\$ 133.07	\$ 5,627.23	\$ 17,441.63
Laguana, Vincent Edward T.	PLANNER I		I5	B	\$ 17.87	\$ 9,292.40	\$ 355.39	\$ 60.06	\$ 48.49	\$ 134.74	\$ 2,742.95	\$ 133.07	\$ 3,474.70	\$ 12,767.10
Cruz, Bobbie C.	LAND AGENT III		H7	C	\$ 17.14	\$ 8,912.80	\$ -	\$ -	\$ 48.49	\$ 129.24	\$ 2,630.95	\$ 133.07	\$ 2,941.75	\$ 11,854.55
Sablán, Francisco T.	WATER-SEWER MAINT WORKER I	ASOM - USA	F22	A	\$ 23.49	\$ 12,214.80	\$ 665.77	\$ 60.06	\$ 48.49	\$ 177.11	\$ 3,605.63	\$ -	\$ 4,557.06	\$ 16,771.86
Garcia, Evelyn G.	MANAGEMENT ANALYST III		J13	C	\$ 28.28	\$ 14,705.60	\$ 665.77	\$ 60.06	\$ 48.49	\$ 213.23	\$ 4,340.84	\$ 133.07	\$ 5,461.46	\$ 20,167.06
Ramos, Charles M.	CUSTOMER SERVICE SUPERVISOR		J10	D	\$ 25.35	\$ 13,182.00	\$ 802.55	\$ 108.57	\$ 48.49	\$ 191.14	\$ 4,463.57	\$ -	\$ 5,614.32	\$ 18,796.32
Mendiola, Melvin P.	EQUIP OPER II		E20	B	\$ 19.22	\$ 9,994.40	\$ 1,678.39	\$ 108.57	\$ 48.49	\$ 144.92	\$ 2,950.22	\$ 133.07	\$ 5,063.66	\$ 15,058.06
Mafnas, Fred B.	WATER-SEWER MAINT WORKER I		F15	B	\$ 17.95	\$ 9,334.00	\$ 1,208.48	\$ 80.29	\$ 48.49	\$ 135.34	\$ 2,755.27	\$ 133.07	\$ 4,360.94	\$ 13,694.94
San Agustín, Elizabeth M.	UTILITY SERVICES ADMINISTRATOR		N10	A	\$ 41.56	\$ 21,611.20	\$ 665.77	\$ 60.06	\$ 48.49	\$ 313.36	\$ 6,379.31	\$ -	\$ 7,466.99	\$ 29,078.19
Bias, Kenneth Q.	WATER METER HEADER I		E14	B	\$ 15.14	\$ 7,872.80	\$ 355.39	\$ 60.06	\$ 48.49	\$ 114.16	\$ 2,323.93	\$ 133.07	\$ 3,035.10	\$ 10,907.90
Ondera, Pauline J.S.	CUSTOMER SERVICE REP		G12	D	\$ 18.53	\$ 9,635.60	\$ 665.77	\$ 60.06	\$ 48.49	\$ 139.72	\$ 2,844.31	\$ 133.07	\$ 3,891.42	\$ 13,527.02
Nagali, Janice G.	MANAGEMENT ANALYST I		G10	A	\$ 16.61	\$ -	\$ -	\$ -	\$ -	\$ -	\$ -	\$ -	\$ -	\$ -
Benavente, Linda Frances C.	CUSTOMER SERVICE SUPERVISOR		J8	D	\$ 23.41	\$ 12,173.20	\$ 1,208.48	\$ 80.29	\$ 48.49	\$ 176.51	\$ 3,593.32	\$ 133.07	\$ 5,240.16	\$ 17,413.36
Cruz, Lucas C.	WASTEWATER MAINT MECH I		F7	A	\$ 12.93	\$ 6,723.60	\$ 802.55	\$ 108.57	\$ 48.49	\$ 97.49	\$ 2,115.07	\$ 133.07	\$ 3,305.24	\$ 10,028.84
Lizama, Lance D.	WATER METER HEADER I		E10	A	\$ 12.78	\$ 6,645.60	\$ 1,015.70	\$ 64.47	\$ 48.49	\$ 96.36	\$ 1,961.68	\$ 133.07	\$ 3,319.77	\$ 9,965.37
Macan, Craig A.	TRADES HELPER		D		\$ 11.02	\$ 5,730.40	\$ 1,015.70	\$ 64.47	\$ 48.49	\$ 83.09	\$ 1,691.55	\$ 133.07	\$ 3,036.37	\$ 8,766.77
Sablán, Bernadette M.	CUSTOMER SERVICE REP		G12	C	\$ 18.35	\$ 9,542.00	\$ 665.77	\$ 60.06	\$ 48.49	\$ 138.36	\$ 2,816.66	\$ 133.07	\$ 3,862.41	\$ 13,404.41
Artiola, Norma Marie I.	CUSTOMER SERVICE REP	Customer Service	G11	C	\$ 17.63	\$ 9,167.60	\$ -	\$ -	\$ 48.49	\$ 132.93	\$ 2,706.13	\$ 133.07	\$ 3,020.62	\$ 12,188.22
Herrero, Frances C.	CUSTOMER SERVICE REP		G15	B	\$ 20.47	\$ 10,644.40	\$ -	\$ -	\$ 48.49	\$ 154.34	\$ 3,142.09	\$ -	\$ 3,344.92	\$ 13,989.32
Castelo, Loreta R.	CUSTOMER SERVICE REP		G12	C	\$ 18.35	\$ 9,542.00	\$ 965.71	\$ 63.84	\$ 48.49	\$ 138.36	\$ 2,816.66	\$ -	\$ 4,033.06	\$ 13,575.06
Esguerra, Marjorie Invencon	CUSTOMER SERVICE REP		G13	B	\$ 18.90	\$ 9,828.00	\$ 665.77	\$ 60.06	\$ 48.49	\$ 142.51	\$ 3,430.64	\$ 133.07	\$ 4,480.54	\$ 14,308.54
Camacho, Teresamarte B.	CUSTOMER SERVICE REP		G10	C	\$ 16.94	\$ 8,808.80	\$ 355.39	\$ -	\$ 48.49	\$ 127.73	\$ 2,600.22	\$ 133.07	\$ 3,264.90	\$ 12,073.70
Tareq, Virginia P.	CUSTOMER SERVICE REP		G7	B	\$ 14.89	\$ 7,742.80	\$ 1,015.70	\$ 64.47	\$ 48.49	\$ 112.27	\$ 2,285.57	\$ 133.07	\$ 3,659.57	\$ 11,402.37
Aquiningoc, Rita Rozanne	CUSTOMER SERVICE REP		G9	C	\$ 16.28	\$ 8,465.60	\$ 665.77	\$ 60.06	\$ 48.49	\$ 122.75	\$ 2,498.93	\$ 133.07	\$ 3,529.07	\$ 11,994.67
Ulloa, Lavene C.	CUSTOMER SERVICE REP		G7	D	\$ 15.19	\$ 7,898.80	\$ 665.77	\$ 60.06	\$ 48.49	\$ 114.53	\$ 2,331.63	\$ 133.07	\$ 3,353.55	\$ 11,252.35

Alpha Name	Position Title	Business Unit	Pay Grade	Step	Hourly Rate	Qty Salary	Medical	Dental	Life	Medicare	Retirement	DCDD ER	Total Ben	TOTAL
Vilagomez, MaryDawn F.	CUSTOMER SERVICE REP		G7	B	\$ 14.89	\$ 7,742.80	\$ 1,015.70	\$ 64.47	\$ 48.49	\$ 112.27	\$ 2,285.57	\$ 133.07	\$ 3,659.57	\$ 11,402.37
Alvarez Jr., Jose	CUSTOMER SERVICE REP		G7	D	\$ 15.19	\$ 7,898.80	\$ 577.50	\$ 80.29	\$ 48.49	\$ 114.53	\$ 2,331.63	\$ 133.07	\$ 3,285.51	\$ 11,184.31
Changualaf, Richard A.	CUSTOMER SERVICE REP		G7	C	\$ 15.04	\$ 7,820.80	\$ 665.77	\$ 60.06	\$ 48.49	\$ 113.40	\$ 2,308.60	\$ 133.07	\$ 3,329.39	\$ 11,150.19
Damian, Julie B.	CUSTOMER SERVICE REP		G4	D	\$ 13.48	\$ 7,009.60	\$ 665.77	\$ 60.06	\$ 48.49	\$ 101.64	\$ 2,069.13	\$ 133.07	\$ 3,078.16	\$ 10,087.76
Guerrero, Trudy Rose SA	CUSTOMER SERVICE REP		G4	D	\$ 13.48	\$ 7,009.60	\$ 1,015.70	\$ 64.47	\$ 48.49	\$ 101.64	\$ 2,069.13	\$ 133.07	\$ 3,432.50	\$ 10,442.10
Rios, Grace M.	CUSTOMER SERVICE REP		G4	D	\$ 13.48	\$ 7,009.60			\$ 48.49	\$ 101.64	\$ 2,069.13	\$ 133.07	\$ 2,352.33	\$ 9,361.93
Walt, Jerald Lee	METER READER LEADER	Revenue Protection	H15	D	\$ 23.80	\$ 12,376.00	\$ 1,208.48		\$ 48.49	\$ 179.45	\$ 3,653.23		\$ 5,089.65	\$ 17,465.65
Rios, Albert J.	WATER-METER READER II		F12	A	\$ 15.78	\$ 8,205.60	\$ 665.77	\$ 60.06	\$ 48.49	\$ 118.98	\$ 2,422.14	\$ 133.07	\$ 3,448.51	\$ 11,654.11
Pangelinan, Patricia D.	CUSTOMER SERVICE REP		G12	C	\$ 18.35	\$ 9,542.00	\$ 355.39		\$ 48.49	\$ 138.36	\$ 2,816.66	\$ 133.07	\$ 3,491.97	\$ 13,033.97
Pigg, Diana	CUSTOMER SERVICE REP		G11	C	\$ 17.63	\$ 9,167.60	\$ 1,015.70	\$ 64.47	\$ 48.49	\$ 132.93	\$ 2,706.13	\$ 133.07	\$ 4,100.79	\$ 13,268.39
Quenga, Louvina M.	CUSTOMER SERVICE REP	Collection	G11	B	\$ 17.46	\$ 9,079.20	\$ 1,015.70	\$ 64.47	\$ 48.49	\$ 131.65	\$ 2,680.02	\$ 133.07	\$ 4,073.40	\$ 13,152.60
Taisacan, Jacalyn M.	CUSTOMER SERVICE SUPERVISOR		J8	B	\$ 22.95	\$ 11,934.00	\$ 1,678.39	\$ 108.57	\$ 48.49	\$ 173.04	\$ 3,522.75	\$ 133.07	\$ 5,664.31	\$ 17,598.31
Arceo, Peter J.	WATER-SEWER MAINT WORKER II	Meters - 2 and greater	G17	D	\$ 22.61	\$ 11,757.20	\$ 1,208.48	\$ 80.29	\$ 48.49	\$ 170.48	\$ 3,470.53		\$ 4,978.27	\$ 16,735.47
Rivera, David F.	WATER-SEWER MAINT WORKER II		G13	C	\$ 19.09		\$ 743.08	\$ 95.08				\$ 40.39	\$ 878.55	\$ 878.55
Fejerang, Richard S.	WATER-SEWER MAINT WORKER I		F22	C	\$ 23.96	\$ 12,459.20	\$ 665.77	\$ 60.06	\$ 48.49	\$ 180.66	\$ 3,677.73	\$ 133.07	\$ 4,765.78	\$ 17,224.98
Aquinogoc, Kenneth J.	CUSTOMER SERVICE SUPERVISOR		J11	C	\$ 26.12	\$ 13,582.40	\$ 665.77	\$ 60.06	\$ 48.49	\$ 196.94	\$ 4,009.32	\$ 133.07	\$ 5,113.65	\$ 18,696.05
Unchangco, Peter F.	WATER-SEWER MAINT WORKER I		F16	C	\$ 18.87	\$ 9,812.40	\$ 1,678.39		\$ 48.49	\$ 142.28	\$ 2,896.49	\$ 133.07	\$ 4,898.72	\$ 14,711.12
Brown, Larry C.	WATER-SEWER MAINT WORKER II		G13	A	\$ 18.71	\$ 9,729.20	\$ 665.77	\$ 60.06	\$ 48.49	\$ 141.07	\$ 2,871.89	\$ 133.07	\$ 3,920.35	\$ 13,649.55
Resurreccion, Clement C.	WATER-SEWER MAINT WORKER I		F13	D	\$ 16.91	\$ 8,793.20			\$ 48.49	\$ 127.50	\$ 2,595.67	\$ 133.07	\$ 2,904.73	\$ 11,697.93
Aguon, Peter F.	WATER-SEWER MAINT WORKER I	Meters - Reading Unit	F17	A	\$ 19.25	\$ 10,010.00			\$ 48.49	\$ 145.15	\$ 2,954.77	\$ 133.07	\$ 3,281.48	\$ 13,291.48
Arceo, Bryan J.	WATER-METER READER SUPERVISOR		J11	C	\$ 26.12	\$ 13,582.40	\$ 1,015.70	\$ 64.47	\$ 48.49	\$ 196.94	\$ 4,009.32	\$ 133.07	\$ 5,467.99	\$ 19,050.39
Jardel, Jose A.	WATER-METER READER II		F10	A	\$ 14.57	\$ 7,576.40	\$ 1,678.39	\$ 108.57	\$ 48.49	\$ 109.86	\$ 2,236.43	\$ 133.07	\$ 4,314.81	\$ 11,891.21
Memo, Johnny B.	METER READER		D7	C	\$ 10.15	\$ 5,278.00	\$ 1,015.70	\$ 64.47	\$ 48.49	\$ 76.53	\$ 1,557.99	\$ 133.07	\$ 2,896.25	\$ 8,174.25
Aguon, Lester D.	WATER-METER READER I		E9	D	\$ 12.65	\$ 6,578.00	\$ 1,208.48	\$ 80.29	\$ 48.49	\$ 95.38	\$ 1,941.73	\$ 133.07	\$ 3,507.44	\$ 10,085.44
Cruz, Patrick M.	WATER-METER READER II		F9	B	\$ 14.14	\$ 7,352.80	\$ 1,678.39	\$ 108.57	\$ 48.49	\$ 106.62	\$ 2,170.42	\$ 133.07	\$ 4,245.56	\$ 11,598.36
Borja, Michael C.	WATER-METER READER II		F8	C	\$ 13.72	\$ 7,134.40	\$ 1,208.48	\$ 80.29	\$ 48.49	\$ 103.45	\$ 2,105.95	\$ 133.07	\$ 3,679.73	\$ 10,814.13
Leal, Jerry P.	WASTEWATER MAINT MECH I		F10	A	\$ 14.57	\$ 7,576.40	\$ 1,015.70	\$ 64.47	\$ 48.49	\$ 109.86	\$ 2,236.43	\$ 133.07	\$ 3,608.02	\$ 11,184.42
Paulino, Leo Naputi	WATER-METER READER I		E9	B	\$ 12.40	\$ 6,448.00	\$ 1,015.70	\$ 64.47	\$ 48.49	\$ 93.50	\$ 1,903.37	\$ 133.07	\$ 3,258.60	\$ 9,706.60
Garrido, Robert G.	ADMINISTRATIVE OFFICER		H10	D	\$ 19.51	\$ 10,145.20	\$ 716.55	\$ 74.36	\$ 118.33	\$ 147.11	\$ 2,249.61	\$ 95.05	\$ 3,401.01	\$ 13,546.21
San Miguel, John D.	WATER-SEWER MAINT WORKER II	Meter Calibration	G20	B	\$ 24.98	\$ 12,989.60			\$ 48.49	\$ 188.35	\$ 3,834.32	\$ 133.07	\$ 4,204.23	\$ 17,193.83
Santos JR, Joseph M.	WATER-SEWER MAINT WORKER I		F14	D	\$ 17.60	\$ 9,152.00	\$ 665.77		\$ 48.49	\$ 132.70	\$ 2,701.51	\$ 133.07	\$ 3,681.54	\$ 12,833.54
Diaz, Jennifer Crisostomo	ADMINISTRATIVE OFFICER	Administration	H11	B	\$ 19.90	\$ 10,348.00	\$ 665.77	\$ 60.06	\$ 48.49	\$ 150.05	\$ 3,054.59	\$ 133.07	\$ 4,112.03	\$ 14,460.03
Garrido, Joseph B.	PLANNER III		K15	B	\$ 34.57	\$ 17,976.40			\$ 48.49	\$ 260.66	\$ 5,306.35	\$ 133.07	\$ 5,748.57	\$ 23,724.97
Salayon, Ma. Teogenesa Q.	UTILITY SERVICES ADMINISTRATOR		N9	D	\$ 41.15	\$ 21,398.00	\$ 802.55	\$ 108.57	\$ 48.49	\$ 310.27	\$ 6,316.38	\$ 133.07	\$ 7,719.33	\$ 29,117.33

Alpha Name	Position Title	Business Unit	Pay Grade	Grad Step	Hourly Rate	Ortl Salary	Medical	Dental	Life	Medicare	Retirement	DCDD ER	Total Ben	TOTAL	
Grape, Karen Cheryl O.	MANAGEMENT ANALYST III		J13	D	\$ 28.57	\$ 14,856.40	\$ -	\$ -	\$ -	\$ 48.49	\$ 215.42	\$ 4,385.36	\$ 133.07	\$ 4,782.34	\$ 19,638.74
Topasna, Ron S.	Operations & Maint. Manager	Production	O10	C	\$ 48.33	\$ 25,131.60	\$ 1,678.39	\$ 108.57	\$ 48.49	\$ 364.41	\$ 7,192.04	\$ -	\$ 9,391.90	\$ 34,523.50	
Quintanilla, Raymond C	WATER PLANT OPER SUPVR		K8	C	\$ 26.43	\$ 13,743.60	\$ -	\$ -	\$ 48.49	\$ 199.28	\$ 4,270.06	\$ 133.07	\$ 4,650.90	\$ 18,394.50	
San Nicolas, Thomas James	TRADES HELPER		C	C	\$ 8.54	\$ 4,440.80	\$ -	\$ -	\$ -	\$ 64.39	\$ 1,310.89	\$ 133.07	\$ 1,508.35	\$ 5,949.15	
Naputi, Raymond F.	WATER-SEWER MAINT WORKER I	Surface	F16	D	\$ 19.06	\$ 9,911.20	\$ 1,208.48	\$ 80.29	\$ 48.49	\$ 143.71	\$ 2,925.65	\$ -	\$ 4,406.62	\$ 14,317.82	
San Nicolas, Kin M.	WATER-SEWER MAINT WORKER II		G15	D	\$ 20.88	\$ 10,857.60	\$ 1,678.39	\$ 108.57	\$ 48.49	\$ 157.44	\$ 3,205.02	\$ 133.07	\$ 5,330.98	\$ 16,188.58	
Sanchez, Zachary T.	WASTEWATER MAINT MECH I		F12	B	\$ 15.93	\$ 8,283.60	\$ 1,015.70	\$ 64.47	\$ 48.49	\$ 120.11	\$ 2,445.17	\$ 133.07	\$ 3,827.01	\$ 12,110.61	
Taimanglo, Kyle M.	Water Plant Oper Leader		I7	C	\$ 19.54	\$ 10,160.80	\$ 1,678.39	\$ 108.57	\$ 48.49	\$ 147.33	\$ 2,999.29	\$ 133.07	\$ 5,115.14	\$ 15,275.94	
San Nicolas, Joseph J	Water Plant Oper I		G6	D	\$ 14.59	\$ 7,586.80	\$ 1,015.70	\$ 64.47	\$ 48.49	\$ 110.01	\$ 2,239.51	\$ 133.07	\$ 3,611.25	\$ 11,198.05	
Tyulengco, Vincent Jon	Water Plant Oper II		H6	A	\$ 16.15	\$ 8,398.00	\$ 665.77	\$ 60.06	\$ 48.49	\$ 121.77	\$ 2,478.98	\$ 133.07	\$ 3,508.14	\$ 11,906.14	
Taitague, Shane D	WATER-SEWER MAINT WORKER I		F10	A	\$ 14.57	\$ 7,576.40	\$ 355.39	\$ -	\$ 48.49	\$ 109.86	\$ 2,236.43	\$ 133.07	\$ 2,883.24	\$ 10,459.64	
Cristostomo, Gino R. T.	TRADES HELPER		C	C	\$ 8.54	\$ 4,440.80	\$ -	\$ -	\$ -	\$ 64.39	\$ 1,310.89	\$ 133.07	\$ 1,508.35	\$ 5,949.15	
Tudela, Jeremiah Lee T.	TRADES HELPER		C	C	\$ 8.54	\$ 4,440.80	\$ 725.50	\$ 46.05	\$ -	\$ 64.39	\$ 1,310.89	\$ 133.07	\$ 2,279.90	\$ 6,720.70	
Macias, Charles J.	TRADES HELPER		C	C	\$ 8.54	\$ 4,440.80	\$ 665.77	\$ 60.06	\$ -	\$ 64.39	\$ 1,310.89	\$ 133.07	\$ 2,234.18	\$ 6,674.98	
Flores, George V.	PUMPING STA LEADER	Ground - Deepwell	I11	A	\$ 22.46	\$ 11,679.20	\$ 355.39	\$ -	\$ 48.49	\$ 169.35	\$ 3,595.25	\$ 133.07	\$ 4,168.48	\$ 15,847.68	
Taitague, Garrick L. G.	WATER-SEWER MAINT WORKER II		G19	D	\$ 24.48	\$ 12,729.60	\$ 1,678.39	\$ 108.57	\$ 48.49	\$ 184.58	\$ 4,883.19	\$ -	\$ 6,903.22	\$ 19,632.82	
Siguenza, Patrick A.F.	PUMPING STA OPER I		F18	D	\$ 20.64	\$ 10,732.80	\$ 1,015.70	\$ 64.47	\$ 48.49	\$ 155.63	\$ 4,338.39	\$ -	\$ 5,622.68	\$ 16,355.48	
Nauta, Peter J.D.	WATER-SEWER MAINT LEADER		I11	B	\$ 22.69	\$ 11,798.80	\$ -	\$ -	\$ 48.49	\$ 171.08	\$ 3,582.35	\$ -	\$ 3,801.92	\$ 15,600.72	
Quinana, Pedro A.	WATER METER READER II		F10	C	\$ 14.86	\$ 7,727.20	\$ -	\$ -	\$ 48.49	\$ 112.04	\$ 1,955.11	\$ 133.07	\$ 2,248.71	\$ 9,975.91	
Barcenilla, Zachary J.	WATER-SEWER MAINT WORKER I		F9	D	\$ 14.42	\$ 7,498.40	\$ 1,678.39	\$ 108.57	\$ 48.49	\$ 108.73	\$ 2,213.40	\$ 133.07	\$ 4,290.65	\$ 11,789.05	
Artileje, Anthony Vincent S.	TRADES HELPER		C	C	\$ 8.54	\$ 4,440.80	\$ -	\$ -	\$ -	\$ 64.39	\$ 1,310.89	\$ 133.07	\$ 1,508.35	\$ 5,949.15	
Pangelitan, Vincent EC	Operations & Maint. Manager	Distribution	O12	C	\$ 52.33	\$ 27,211.60	\$ 577.50	\$ 80.29	\$ 48.49	\$ 394.57	\$ 8,032.43	\$ 133.07	\$ 9,266.35	\$ 36,477.95	
Guerrero, Timothy C.	PUMPING STA OPER I	Booster Pump Sta - Op. North	F11	C	\$ 15.46	\$ -	\$ -	\$ -	\$ 48.49	\$ -	\$ -	\$ 40.39	\$ 88.88	\$ 88.88	
Charfauros, Jonathan A.	WATER-SEWER MAINT WORKER I		F14	C	\$ 17.43	\$ 9,063.60	\$ -	\$ -	\$ 48.49	\$ 131.42	\$ 2,582.30	\$ 133.07	\$ 2,895.28	\$ 11,958.88	
Tedraotao, Frankie D.	PUMPING STA OPER I		F8	B	\$ 13.59	\$ 7,066.80	\$ -	\$ -	\$ 58.45	\$ 102.47	\$ 2,086.00	\$ 133.07	\$ 2,379.99	\$ 9,446.79	
Gagan, Gary George P.	PUMPING STA OPER I		F11	C	\$ 15.46	\$ 8,039.20	\$ 355.39	\$ 60.06	\$ 48.49	\$ 116.57	\$ 2,373.07	\$ 133.07	\$ 3,086.65	\$ 11,125.85	
Aplag, Severin Hilary A.	PUMPING STA OPER I		F10	B	\$ 14.71	\$ 7,649.20	\$ 1,678.39	\$ 108.57	\$ 48.49	\$ 110.91	\$ 2,257.92	\$ 133.07	\$ 4,337.35	\$ 11,986.55	
Bias, Melchor M.	PUMPING STA OPER II		G7	D	\$ 15.19	\$ 7,898.80	\$ 355.39	\$ 60.06	\$ 48.49	\$ 114.53	\$ 2,331.63	\$ 133.07	\$ 3,043.17	\$ 10,941.97	
Duenas, Mark Anthony A.	PUMPING STA OPER I		F7	A	\$ 12.93	\$ 6,723.60	\$ -	\$ -	\$ 48.49	\$ 97.49	\$ 1,984.71	\$ 133.07	\$ 2,263.76	\$ 8,987.36	
Sablán, Shane M.	TRADES HELPER		D	\$ 9.50	\$ 4,940.00	\$ 1,015.70	\$ 64.47	\$ 48.49	\$ 71.63	\$ 1,458.24	\$ 133.07	\$ 2,791.60	\$ 7,731.60		
Butcher, Devon M.	TRADES HELPER		C	\$ 8.87	\$ 4,612.40	\$ 486.22	\$ -	\$ -	\$ 48.49	\$ 66.88	\$ 1,361.50	\$ 133.07	\$ 2,096.16	\$ 6,708.56	
San Nicolas, Joaquin M.	WATER DIST SYS MANAGER	Booster Pump Sta - Op. South	M14	D	\$ 44.04	\$ 22,900.80	\$ 1,678.39	\$ 108.57	\$ 48.49	\$ 332.06	\$ 6,759.97	\$ 133.07	\$ 9,060.55	\$ 31,961.35	
Lujan, Francis A.	PUMPING STA OPER II		G16	C	\$ 21.51	\$ 11,185.20	\$ 665.77	\$ 60.06	\$ 48.49	\$ 162.19	\$ 5,572.80	\$ -	\$ 6,509.31	\$ 17,694.51	
Sanchez, John A.	PUMPING STA OPER I		F18	D	\$ 20.64	\$ 10,732.80	\$ 355.39	\$ -	\$ 48.49	\$ 155.63	\$ 3,168.13	\$ 133.07	\$ 3,860.71	\$ 14,593.51	

Alpha Name	Position Title	Business Unit	Pay Grade	Grad Step	Hourly Rate	Ortly Salary	Medical	Dental	Life	Medicare	Retirement	DCDD ER	Total Ben	TOTAL
Turtu, David U.	PUMPING STA LEADER		I12	B	\$ 23.61	\$ 12,277.20	\$ 665.77	\$ 60.06	\$ 48.49	\$ 178.02	\$ 3,624.04	\$ 133.07	\$ 4,709.45	\$ 16,986.65
Benavente II, Michael J.	WATER-SEWER MAINT WORKER I		F8	C	\$ 13.72	\$ 7,134.40	\$ 1,409.87	\$ 92.36	\$ 48.49	\$ 103.45	\$ 2,105.95	\$ 133.07	\$ 3,893.19	\$ 11,027.59
Paulino, Ken Jay	TRADES HELPER		D		\$ 9.86	\$ 5,127.20	\$ 1,678.39	\$ 108.57	\$ 48.49	\$ 74.34	\$ 1,593.20	\$ 133.07	\$ 3,636.06	\$ 8,763.26
Chargualaf Jr., Benny E.	TRADES HELPER		D		\$ 9.86	\$ 5,127.20	\$ 486.22	\$ 64.47	\$ 48.49	\$ 74.34	\$ 1,513.47	\$ 133.07	\$ 2,320.06	\$ 7,447.26
Castro, Eddie P.	WASTEWATER MAINT MECH II	Line 6 Leak Repairs	G22	A	\$ 26.78	\$ 13,925.60	\$ 665.77	\$ -	\$ 48.49	\$ 201.92	\$ 4,110.61	\$ 133.07	\$ 5,159.86	\$ 19,085.46
Quintanilla, Michael P.M.	WATER-SEWER MAINT WORKER II		G19	D	\$ 24.48	\$ 12,729.60	\$ 665.77	\$ 60.06	\$ 48.49	\$ 184.58	\$ 4,559.78	\$ 133.07	\$ 5,518.68	\$ 18,248.28
San Nicolas, Ronald D.	WATER-SEWER MAINT LEADER		I19	C	\$ 31.50	\$ 16,380.00	\$ 1,208.48	\$ 80.29	\$ 48.49	\$ 237.51	\$ 4,835.11	\$ 133.07	\$ 6,409.88	\$ 22,789.88
Lujan, David F.	WATER-SEWER MAINT WORKER II		G17	B	\$ 22.16	\$ 11,523.20	\$ 1,678.39	\$ 108.57	\$ 48.49	\$ 167.09	\$ 4,463.49	\$ 133.07	\$ 6,466.03	\$ 17,989.23
Nauta, Franklin I.	WATER-SEWER MAINT WORKER I		F8	C	\$ 13.72	\$ -	\$ -	\$ -	\$ 48.49	\$ -	\$ -	\$ 40.39	\$ 88.88	\$ 88.88
Wilson Jr., Carl	WATER-SEWER MAINT WORKER I		F15	A	\$ 17.78	\$ 9,245.60	\$ -	\$ -	\$ 48.49	\$ 134.06	\$ 2,729.16	\$ 133.07	\$ 3,044.78	\$ 12,290.38
Santos, Glenn G.	WATER CONSTRUCTION/MAINT SUPT		M7	C	\$ 33.00	\$ -	\$ -	\$ -	\$ -	\$ -	\$ -	\$ -	\$ -	\$ -
Asuncion, Raymond G.	WATER-SEWER MAINT WORKER I		F15	D	\$ 18.32	\$ 9,526.40	\$ -	\$ -	\$ 48.49	\$ 138.13	\$ 2,812.04	\$ 133.07	\$ 3,131.73	\$ 12,658.13
Quitugua, Peter S.	TRADES HELPER		D		\$ 11.81	\$ 6,141.20	\$ 802.55	\$ 108.57	\$ 48.49	\$ 89.05	\$ 1,894.22	\$ 133.07	\$ 3,075.95	\$ 9,217.15
Techarra, Michael J.	WATER-SEWER MAINT WORKER I		F12	C	\$ 16.09	\$ 8,366.80	\$ 1,015.70	\$ 64.47	\$ 48.49	\$ 121.32	\$ 2,469.74	\$ 133.07	\$ 3,852.79	\$ 12,219.59
Sanchez, Lance T.	WATER-SEWER MAINT WORKER I		F10	C	\$ 14.86	\$ 7,727.20	\$ 665.77	\$ 60.06	\$ 48.49	\$ 112.04	\$ 2,280.95	\$ 133.07	\$ 3,300.38	\$ 11,027.58
Ortino, Keith F.	WATER-SEWER MAINT WORKER I		F10	C	\$ 14.86	\$ 7,727.20	\$ 355.39	\$ 60.06	\$ 48.49	\$ 112.04	\$ 2,280.95	\$ 133.07	\$ 2,990.00	\$ 10,717.20
Tatague, Craig Joseph	TRADES HELPER		D		\$ 9.86	\$ 5,127.20	\$ 665.77	\$ 60.06	\$ 48.49	\$ 74.34	\$ 1,513.47	\$ 133.07	\$ 2,495.20	\$ 7,622.40
Meno, Luther Jerome Quinata	TRADES HELPER		C		\$ 8.54	\$ 4,440.80	\$ -	\$ -	\$ -	\$ 64.39	\$ 1,310.89	\$ 133.07	\$ 1,508.35	\$ 5,949.15
Mendiola, Ryan Gerard J.	TRADES HELPER		C		\$ 8.54	\$ 4,440.80	\$ 1,678.39	\$ 108.57	\$ -	\$ 64.39	\$ 1,310.89	\$ 133.07	\$ 3,295.31	\$ 7,736.11
Santos, Jay Robert D.	TRADES HELPER		C		\$ 8.54	\$ 4,440.80	\$ 355.39	\$ -	\$ -	\$ 64.39	\$ 1,310.89	\$ 133.07	\$ 1,863.74	\$ 6,304.54
Becker, Michael John B.	TRADES HELPER		C		\$ 8.54	\$ 4,440.80	\$ -	\$ -	\$ -	\$ 64.39	\$ 1,310.89	\$ 133.07	\$ 1,508.35	\$ 5,949.15
Benavente, Joseph M.	WATER-SEWER MAINT WORKER II	Leak Detection	G17	C	\$ 22.39	\$ 11,642.80	\$ -	\$ -	\$ 48.49	\$ 168.82	\$ 4,113.23	\$ 133.07	\$ 4,463.61	\$ 16,106.41
Gerardo Jr., Roger A.	TRADES HELPER	Dismantle - Urgan	D		\$ 9.86	\$ 5,127.20	\$ 1,015.70	\$ 64.47	\$ 48.49	\$ 74.34	\$ 1,491.85	\$ 133.07	\$ 2,827.92	\$ 7,955.12
Pangelinan, Jackie RF	WASTEWATER MAINT MECH I	Dismantle - Deepwell	F13	B	\$ 16.58	\$ 8,621.60	\$ 665.77	\$ 60.06	\$ 48.49	\$ 125.01	\$ 2,544.99	\$ 133.07	\$ 3,577.39	\$ 12,198.99
Cruz, Peter T.	WATER-SEWER MAINT WORKER II		G14	B	\$ 19.67	\$ 10,228.40	\$ 665.77	\$ 60.06	\$ 48.49	\$ 148.31	\$ 3,019.24	\$ 133.07	\$ 4,074.94	\$ 14,303.34
Pangelinan, Richard W.	WASTEWATER MAINT MECH I		F14	D	\$ 17.60	\$ 9,152.00	\$ 355.39	\$ -	\$ 48.49	\$ 132.70	\$ 2,701.51	\$ 133.07	\$ 3,371.16	\$ 12,523.16
Pangelinan, Jason Gerard	WASTEWATER MAINT MECH I		F7	A	\$ 12.93	\$ 6,723.60	\$ 355.39	\$ 60.06	\$ 48.49	\$ 97.49	\$ 1,984.71	\$ 133.07	\$ 2,679.21	\$ 9,402.81
Blake, Jr. Steven E.	WATER-SEWER MAINT WORKER I		F9	D	\$ 14.42	\$ 7,498.40	\$ 665.77	\$ 60.06	\$ 48.49	\$ 108.73	\$ 1,992.06	\$ 133.07	\$ 3,008.18	\$ 10,506.58
Biol, Upe Trekei	TRADES HELPER		C		\$ 8.54	\$ 4,440.80	\$ 665.77	\$ 60.06	\$ -	\$ 64.39	\$ 1,310.89	\$ 133.07	\$ 2,234.18	\$ 6,674.98
Cepeda, Vincent Thomas	TRADES HELPER		C		\$ 8.54	\$ 4,440.80	\$ 665.77	\$ 60.06	\$ -	\$ 64.39	\$ 1,310.89	\$ 133.07	\$ 2,234.18	\$ 6,674.98
Quidachay, Timothy F.	TRADE DISPATCHER	System Control Ctr. Dispatch	G6	B	\$ 14.31	\$ 7,441.20	\$ 1,208.48	\$ 80.29	\$ 14.34	\$ 107.90	\$ 2,196.53	\$ 133.07	\$ 3,740.61	\$ 11,181.81
Duenas, Joseph A.	Asset Maint Maint Info Otr		K10	D	\$ 28.90	\$ 15,028.00	\$ 665.77	\$ 60.06	\$ 48.49	\$ 217.91	\$ 4,436.04	\$ 133.07	\$ 5,561.34	\$ 20,589.34
Guerrero, Eugene A.	TRADE DISPATCHER		G16	B	\$ 21.30	\$ 11,076.00	\$ 1,015.70	\$ 64.47	\$ 48.49	\$ 160.60	\$ 3,471.88	\$ 133.07	\$ 4,894.21	\$ 15,970.21
Sgambelluri, Kathleen P.	TRADE DISPATCHER SUPERVISOR		J14	B	\$ 29.14	\$ 15,152.80	\$ 665.77	\$ 60.06	\$ 48.49	\$ 219.72	\$ 4,472.86	\$ 133.07	\$ 5,599.97	\$ 20,752.77

Alpha Name	Position Title	Business Unit	Pay Grade	Grad Step	Hourly Rate	Qtrly Salary	Medical	Dental	Life	Medicare	Retirement	DCDD ER	Total Ben	TOTAL
Sanchez, Fred J.	Water & WW Syst Cont Disp II		J7	D	\$ 22.50	\$ 11,700.00	\$ -	\$ -	\$ 48.49	\$ 169.65	\$ 3,677.99	\$ 133.07	\$ 4,029.20	\$ 15,729.20
Mangiona, Frankie B.	Water & WW Syst Cont Disp II		J7	D	\$ 22.50	\$ 11,700.00	\$ 355.39	\$ 60.06	\$ 48.49	\$ 169.65	\$ 3,280.24	\$ 133.07	\$ 4,046.90	\$ 15,746.90
Diaz, Jeremiah Frank B.	PLANT INST TECH II		I12	A	\$ 23.37	\$ 12,152.40	\$ 1,015.70	\$ 64.47	\$ 48.49	\$ 176.21	\$ 3,772.20	\$ 133.07	\$ 5,210.14	\$ 17,362.54
Herrero, Jonathan James	TROUBLE DISPATCHER		G14	D	\$ 20.06	\$ 10,431.20	\$ 1,678.39	\$ 108.57	\$ 48.49	\$ 151.25	\$ 3,079.16	\$ 133.07	\$ 5,198.93	\$ 15,630.13
Cruz, Brandon A.	Water & WW Syst Cont Disp II		J7	D	\$ 22.50	\$ 11,700.00	\$ 355.39	\$ 60.06	\$ 48.49	\$ 169.65	\$ 3,503.35	\$ 133.07	\$ 4,270.01	\$ 15,970.01
Diaz, James N.	Water & WW Syst Cont Disp I		I6	D	\$ 18.97	\$ 9,864.40	\$ 1,678.39	\$ 108.57	\$ 48.49	\$ 143.03	\$ 2,856.33	\$ 133.07	\$ 4,967.88	\$ 14,832.28
Arceo, Erik F.	TRADES HELPER		D		\$ 9.86	\$ 5,127.20	\$ 1,015.70	\$ 64.47	\$ 48.49	\$ 74.34	\$ 1,513.47	\$ 133.07	\$ 2,849.54	\$ 7,976.74
Vicente, Neal Keanu P.	TROUBLE DISPATCHER		G6	D	\$ 14.59	\$ 7,586.80	\$ 1,015.70	\$ 64.47	\$ 48.49	\$ 110.01	\$ 2,239.51	\$ 133.07	\$ 3,611.25	\$ 11,198.05
Jalandoni, Rodolfo J.	SHOP PLANNER		K4	B	\$ 22.31	\$ 11,601.20	\$ -	\$ -	\$ 28.00	\$ 168.22	\$ 3,424.47	\$ 133.07	\$ 3,725.76	\$ 15,326.96
Brantley, Lea Ann B.	ADMINISTRATIVE ASSISTANT		J		\$ 16.09	\$ 8,366.80	\$ 580.40	\$ 36.84	\$ 48.49	\$ 121.32	\$ 1,481.85	\$ 76.04	\$ 2,324.45	\$ 10,691.25
Borja, Peter J.	HEAVY EQUIP MECH SUPERVISOR	FMS - Transportation	K13	B	\$ 31.92	\$ 16,598.40	\$ 1,678.39	\$ 108.57	\$ 48.49	\$ 240.68	\$ 5,594.26	\$ 133.07	\$ 7,670.39	\$ 24,268.79
Quenega, Bill A.	EQUIP OPER IV		G9	B	\$ 16.12	\$ 8,382.40	\$ -	\$ -	\$ 48.49	\$ 121.54	\$ 2,474.36	\$ 133.07	\$ 2,777.46	\$ 11,159.86
Sablán, Michael M.	EQUIP OPER LEADER II		I8	D	\$ 20.54	\$ 10,680.80	\$ -	\$ -	\$ 48.49	\$ 154.87	\$ 3,152.80	\$ 133.07	\$ 3,489.23	\$ 14,170.03
Charguati, Benny E.	EQUIP OPER SUPV		J8	A	\$ 22.72	\$ 11,814.40	\$ 802.55	\$ 108.57	\$ 48.49	\$ 171.31	\$ 3,487.40	\$ 133.07	\$ 4,751.39	\$ 16,555.79
Selleck, Lauris Eldon	TRADES HELPER		D		\$ 11.81	\$ 6,141.20	\$ 355.39	\$ 60.06	\$ 48.49	\$ 89.05	\$ 1,902.96	\$ 133.07	\$ 2,589.02	\$ 8,730.22
Illiau, Charlene	BUILDING CUSTODIAN		C		\$ 10.68	\$ 5,553.60	\$ 486.22	\$ 64.47	\$ 48.49	\$ 80.53	\$ 1,639.33	\$ 133.07	\$ 2,452.11	\$ 8,005.71
Lujan, Paul Q.	Equipment Maintenance Superin		M10	D	\$ 37.56	\$ 19,531.20	\$ 355.39	\$ 60.06	\$ 48.49	\$ 283.20	\$ 5,765.34	\$ 133.07	\$ 6,645.55	\$ 26,176.75
Charguati, Roy R.	HEAVY EQUIP MECH LEADER		J11	A	\$ 25.61	\$ 13,317.20	\$ 1,678.39	\$ 108.57	\$ 48.49	\$ 193.10	\$ 3,931.06	\$ 133.07	\$ 6,092.68	\$ 19,409.88
Charguati, David B.	EQUIP OPER III		F8	A	\$ 13.45	\$ 6,994.00	\$ 1,208.48	\$ 80.29	\$ 48.49	\$ 101.41	\$ 2,064.51	\$ 133.07	\$ 3,636.25	\$ 10,630.25
Miner, Joseph B.	HEAVY EQUIP MECH II		I6	B	\$ 18.59	\$ 9,666.80	\$ 1,678.39	\$ 108.57	\$ 48.49	\$ 140.17	\$ 2,853.48	\$ 133.07	\$ 4,962.17	\$ 14,628.97
Hufalar, Lito V.	ELECTRICIAN II		I9	D	\$ 21.37	\$ 11,112.40	\$ 577.50	\$ 80.29	\$ 48.49	\$ 161.13	\$ 3,280.22	\$ 133.07	\$ 4,280.70	\$ 15,393.10
Halmi, Eric A.	HEAVY EQUIP MECH LEADER		J7	A	\$ 21.84	\$ 11,356.80	\$ -	\$ -	\$ 48.49	\$ 164.67	\$ 3,352.37	\$ 133.07	\$ 3,698.60	\$ 15,055.40
Parke, Albert John B.	HEAVY EQUIP MECH I		G6	B	\$ 14.31	\$ 7,441.20	\$ 1,678.39	\$ 108.57	\$ 48.49	\$ 107.90	\$ 1,931.76	\$ 133.07	\$ 4,008.18	\$ 11,449.38
Castro, Ignacio M.	EQUIP OPER LEADER II		I6	B	\$ 18.59	\$ 9,666.80	\$ 1,678.39	\$ 108.57	\$ 48.49	\$ 140.17	\$ 2,853.48	\$ 133.07	\$ 4,962.17	\$ 14,628.97
Jardel, Victor A.	ELECTRICIAN II	Electrical Group	I14	D	\$ 26.08	\$ 13,561.60	\$ 1,208.48	\$ 80.29	\$ 48.49	\$ 196.64	\$ 4,003.16	\$ 133.07	\$ 5,670.13	\$ 19,231.73
Quichocho, Edward M.	ELECTRICIAN LEADER		J10	B	\$ 24.85	\$ 12,922.00	\$ 486.22	\$ -	\$ 48.49	\$ 187.37	\$ 3,814.37	\$ 133.07	\$ 4,669.52	\$ 17,591.52
Santos, Mancini Liam G.	PLANT INST TECH II		I11	D	\$ 23.14	\$ 12,032.80	\$ 1,208.48	\$ 80.29	\$ 48.49	\$ 174.48	\$ 3,551.87	\$ 133.07	\$ 5,196.68	\$ 17,229.48
Hoover, Matthew E.	PLANT INST TECH II		I11	D	\$ 23.14	\$ 12,032.80	\$ 1,208.48	\$ 80.29	\$ 48.49	\$ 174.48	\$ 3,551.87	\$ 133.07	\$ 5,196.68	\$ 17,229.48
Santos, Manz Lio G.	Apprentice-IT				\$ 17.17	\$ 8,928.40	\$ 1,015.70	\$ 64.47	\$ 48.49	\$ 129.46	\$ 2,635.50	\$ 133.07	\$ 4,026.69	\$ 12,955.09
Foster, Everard P. S.	Apprentice-IT				\$ 15.20	\$ 7,904.00	\$ 355.39	\$ 60.06	\$ 48.49	\$ 114.61	\$ 2,333.17	\$ 133.07	\$ 3,044.79	\$ 10,948.79
Obermeyer, Christopher D.	Apprentice Trainee				\$ 17.17	\$ 8,928.40	\$ 665.77	\$ 60.06	\$ 48.49	\$ 129.46	\$ 2,635.50	\$ 133.07	\$ 3,672.35	\$ 12,600.75
Ricobar, Arthur M.	ELECTRICIAN II		I9	D	\$ 21.37	\$ 11,112.40	\$ 1,678.39	\$ -	\$ 48.49	\$ 161.13	\$ 3,280.20	\$ 133.07	\$ 5,301.28	\$ 16,413.68
Santos, Rudy M.	ELECTRICIAN II		I9	C	\$ 21.16	\$ 11,003.20	\$ 1,678.39	\$ -	\$ 48.49	\$ 159.55	\$ 3,248.00	\$ 133.07	\$ 5,267.50	\$ 16,270.70
Guerrero, Doris A.	ADMINISTRATIVE OFFICER	Administration	H18	C	\$ 26.56	\$ 13,811.20	\$ 1,533.73	\$ 101.64	\$ 48.49	\$ 4,251.59	\$ 4,251.59	\$ 133.07	\$ 5,935.45	\$ 19,746.65

Alpha Name	Position Title	Business Unit	Pay Grade	Grad Step	Hourly Rate	Qrtly Salary	Medical	Dental	Life	Medicare	Retirement	DCDD ER	Total Ben	TOTAL
Bias, Argentina R.	ADMINISTRATIVE AIDE		F		\$ 11.14	\$ 5,792.80	\$ -	\$ -	\$ -	\$ 84.00	\$ 1,709.96	\$ 133.07	\$ 1,975.52	\$ 7,768.32
Changulaf Jr, Anthony P.	Operations & Maint. Manager	Collection	O13	C	\$ 54.46	\$ 28,319.20	\$ 802.55	\$ 108.57	\$ 48.49	\$ 410.63	\$ 8,359.40	\$ -	\$ 9,729.64	\$ 38,048.84
Sampson II, John Paul	TRADES HELPER		C		\$ 8.54	\$ 4,440.80	\$ 1,883.91	\$ 174.01	\$ -	\$ 64.39	\$ 1,048.71	\$ 133.07	\$ 3,304.09	\$ 7,744.89
Borja, Jeffrey M.	SEWER PLANT OPER II	Sewer Pump Sta - Central	G16	A	\$ 21.09	\$ 10,966.80	\$ 1,678.39	\$ 108.57	\$ 48.49	\$ 159.02	\$ 3,734.92	\$ -	\$ 5,729.39	\$ 16,696.19
Bias, John K. T.	PUMPING STA SUPERVISOR		K13	D	\$ 32.57	\$ 16,936.40	\$ 1,208.48	\$ 80.29	\$ 48.49	\$ 245.58	\$ 4,999.33	\$ 133.07	\$ 6,715.24	\$ 23,651.64
Abay, Stuart Lee	WATER-SEWER MAINT LEADER		I6	C	\$ 18.78	\$ 9,765.60	\$ 1,678.39	\$ 108.57	\$ 48.49	\$ 141.60	\$ 2,882.67	\$ 133.07	\$ 4,992.79	\$ 14,758.39
Quinata, Jake Terrance	WATER-SEWER MAINT LEADER		I6	C	\$ 18.78	\$ 9,765.60	\$ 687.90	\$ 93.06	\$ 41.32	\$ 141.60	\$ 2,470.86	\$ 114.06	\$ 3,548.80	\$ 13,314.40
Lunod, Curtis Jerome I.	PUMPING STA OPER II		G7	D	\$ 15.19	\$ 7,898.80	\$ 1,015.70	\$ 64.47	\$ 48.49	\$ 114.53	\$ 2,331.63	\$ 133.07	\$ 3,707.89	\$ 11,606.69
Crisostomo, Shawn William	TRADES HELPER		C		\$ 8.54	\$ 4,440.80	\$ 355.39	\$ 60.06	\$ -	\$ 64.39	\$ 1,292.16	\$ 133.07	\$ 1,905.07	\$ 6,345.87
Castro, Edward LG	TRADES HELPER		C		\$ 8.54	\$ 4,440.80	\$ 665.77	\$ 60.06	\$ -	\$ 64.39	\$ 1,292.16	\$ 133.07	\$ 2,215.45	\$ 6,656.25
Sourgoose, Peter L.	PUMPING STATION OPERATOR II	Sewer Pump Sta - Northern	G18	C	\$ 23.29	\$ -	\$ -	\$ -	\$ -	\$ -	\$ -	\$ -	\$ -	\$ -
Quinata, Anthony A.	PUMPING STA LEADER		I23	D	\$ 37.31	\$ 19,401.20	\$ 665.77	\$ 60.06	\$ 48.49	\$ 281.32	\$ 5,726.91	\$ 133.07	\$ 6,915.62	\$ 26,316.82
Aguon, Edward A	PUMPING STA SUPERVISOR		K21	D	\$ 44.78	\$ 23,285.60	\$ 1,678.39	\$ 108.57	\$ 48.49	\$ 337.64	\$ 6,873.58	\$ 133.07	\$ 9,179.74	\$ 32,465.34
Quintanilla, George S	WASTEWATER MAINT MECH I		F10	B	\$ 14.71	\$ 7,649.20	\$ 665.77	\$ 60.06	\$ 48.49	\$ 110.91	\$ 2,257.92	\$ 133.07	\$ 3,276.22	\$ 10,925.42
Gulie Jr., Gary Allen	PUMPING STA OPER II		G9	C	\$ 16.28	\$ 8,465.60	\$ 1,678.39	\$ 108.57	\$ 48.49	\$ 122.75	\$ 2,391.83	\$ 133.07	\$ 4,483.10	\$ 12,948.70
Mendiola, Bryan R.	WASTEWATER MAINT MECH II		G9	D	\$ 16.44	\$ 8,548.80	\$ 1,678.39	\$ 108.57	\$ 48.49	\$ 123.96	\$ 2,523.50	\$ 133.07	\$ 4,615.98	\$ 13,164.78
Munoz, Randy M.	PUMPING STA OPER II		G7	D	\$ 15.19	\$ 7,898.80	\$ 1,678.39	\$ 108.57	\$ 48.49	\$ 114.53	\$ 2,331.63	\$ 133.07	\$ 4,414.68	\$ 12,313.48
Topasna, Henry S.	SEWER PLANT OPER II	Sewer Pump Sta - Southern	G20	C	\$ 25.22	\$ 13,114.40	\$ 1,678.39	\$ 108.57	\$ 48.49	\$ 190.16	\$ 3,871.14	\$ 133.07	\$ 6,029.82	\$ 19,144.22
Tudela, Jason Henry S.	WASTEWATER MAINT MECH II		G10	D	\$ 17.11	\$ 8,897.20	\$ 1,015.70	\$ 64.47	\$ 48.49	\$ 129.01	\$ 2,626.33	\$ 133.07	\$ 4,017.07	\$ 12,914.27
Terlaje, Shayne Robert G.	TRADES HELPER		C		\$ 8.54	\$ 4,440.80	\$ 1,678.39	\$ 108.57	\$ -	\$ 64.39	\$ 1,310.89	\$ 133.07	\$ 3,295.31	\$ 7,736.11
Tyquengco Jr., Vicente Reyes	TRADES HELPER		C		\$ 8.54	\$ 4,440.80	\$ 802.55	\$ 108.57	\$ -	\$ 64.39	\$ 1,310.89	\$ 133.07	\$ 2,419.47	\$ 6,860.27
Sabljan, Frank J.	WATER-SEWER MAINT LEADER	CCTV - Cleaning	I7	D	\$ 19.74	\$ 10,264.80	\$ -	\$ -	\$ 48.49	\$ 148.84	\$ 3,030.02	\$ 133.07	\$ 3,360.42	\$ 13,625.22
Aguon, Joseph Anthony C.	WASTEWATER MAINT MECH I		F9	D	\$ 14.42	\$ 7,498.40	\$ 1,015.70	\$ 64.47	\$ 48.49	\$ 108.73	\$ 2,213.40	\$ 133.07	\$ 3,583.86	\$ 11,082.26
Bias, JayRyan T.	WATER-SEWER MAINT WORKER I		F10	C	\$ 14.86	\$ 7,727.20	\$ 802.55	\$ 108.57	\$ 48.49	\$ 112.04	\$ 2,248.37	\$ 133.07	\$ 3,453.09	\$ 11,180.29
Lujan, Jonathan J.	PUMPING STA OPER I		F7	A	\$ 12.93	\$ 6,773.60	\$ -	\$ -	\$ 48.49	\$ 97.49	\$ 1,807.50	\$ 133.07	\$ 2,086.55	\$ 8,810.15
Paulino, Craig J. T.	TRADES HELPER		D		\$ 9.86	\$ 5,127.20	\$ 1,678.39	\$ 108.57	\$ 48.49	\$ 74.34	\$ 1,513.47	\$ 133.07	\$ 3,556.33	\$ 8,683.53
Torres, Brian K.	PUMPING STA SUPERVISOR	CCTV - Inspections	K14	B	\$ 33.22	\$ 17,274.40	\$ 1,678.39	\$ 108.57	\$ 48.49	\$ 250.48	\$ 5,099.15	\$ 133.07	\$ 7,318.15	\$ 24,592.55
Mantanonna, Lance JD	WATER-SEWER MAINT WORKER I		F10	C	\$ 14.86	\$ 7,727.20	\$ 486.22	\$ 64.47	\$ 48.49	\$ 112.04	\$ 2,280.95	\$ 133.07	\$ 3,125.24	\$ 10,852.44
Taitano, Justin Peter S.	TRADES HELPER		D		\$ 9.86	\$ 5,127.20	\$ -	\$ -	\$ 48.49	\$ 74.34	\$ 1,510.77	\$ 133.07	\$ 1,766.67	\$ 6,893.87
San Nicolas, Dominick Paul Elias	TRADES HELPER		C		\$ 8.54	\$ 4,440.80	\$ 665.77	\$ 60.06	\$ -	\$ 64.39	\$ 1,310.89	\$ 133.07	\$ 2,234.18	\$ 6,674.98
Halmi, Zack Eric Manibusan	TRADES HELPER		C		\$ 8.54	\$ 4,440.80	\$ -	\$ -	\$ -	\$ 64.39	\$ 1,310.89	\$ 133.07	\$ 1,508.35	\$ 5,949.15
Leon Guerrero, Bruce Wayne	TRADES HELPER		C		\$ 8.54	\$ 4,440.80	\$ 355.39	\$ 60.06	\$ -	\$ 64.39	\$ 1,310.89	\$ 133.07	\$ 1,923.80	\$ 6,364.60
Meno, Frankie R.	WASTEWATER MAINT MECH SUPV	Maintenance	K15	C	\$ 34.92	\$ 18,158.40	\$ -	\$ -	\$ 48.49	\$ 263.30	\$ 4,900.67	\$ -	\$ 5,212.46	\$ 23,370.86
Aguon, Steven T.	WASTEWATER MAINT MECH II		G20	A	\$ 24.73	\$ 12,859.60	\$ 1,678.39	\$ 108.57	\$ 48.49	\$ 186.46	\$ 4,228.10	\$ -	\$ 6,250.01	\$ 19,109.61

Alpha Name	Position Title	Business Unit	Pay Grade	Grad Step	Hourly Rate	Qtrly Salary	Medical	Dental	Life	Medicare	Retirement	DCDD ER	Total Ben	TOTAL
Castro, Peter B.	WATER-SEWER MAINT LEADER		I6	C	\$ 18.78	\$ 9,765.60	\$ 1,208.48	\$ -	\$ -	\$ 141.60	\$ 2,759.13	\$ 133.07	\$ 4,290.77	\$ 14,056.37
Cruz, Michelangelo Paul A.	WATER-SEWER MAINT LEADER		I8	B	\$ 20.13	\$ 10,467.60	\$ -	\$ -	\$ 48.49	\$ 151.78	\$ 2,869.17	\$ 133.07	\$ 3,202.51	\$ 13,670.11
Mercado, Roger P.	PLANT INST TECH LEADER		J16	D	\$ 32.19	\$ 16,738.80	\$ 355.39	\$ -	\$ 48.49	\$ 242.71	\$ 4,941.06	\$ 133.07	\$ 5,720.72	\$ 22,459.52
Parinas, Felix O.	ELECTRICIAN II		I14	A	\$ 25.31	\$ 13,161.20	\$ 1,678.39	\$ 108.57	\$ 48.49	\$ 190.84	\$ 3,885.01	\$ 133.07	\$ 6,044.37	\$ 19,205.57
Lotoc, Bernardo P.	ELECTRICIAN II		I13	B	\$ 24.56	\$ 12,771.20	\$ 1,678.39	\$ -	\$ 48.49	\$ 185.18	\$ 3,769.85	\$ 133.07	\$ 5,814.98	\$ 18,586.18
Diego, Michael Ronald	TRADES HELPER		C		\$ 8.54	\$ 4,440.80	\$ 1,678.39	\$ 108.57	\$ -	\$ 64.39	\$ 1,310.89	\$ 133.07	\$ 3,295.31	\$ 7,736.11
Evangelista, Cecilia Gabrielle	TRADES HELPER		C		\$ 8.54	\$ 4,440.80	\$ -	\$ -	\$ -	\$ 64.39	\$ 1,310.89	\$ 133.07	\$ 1,508.35	\$ 5,949.15
Fletcher, David A.	Operations & Maint. Manager	Treatment	O11	A	\$ 49.30	\$ 25,636.00	\$ 448.84	\$ 63.21	\$ 48.49	\$ 371.72	\$ 7,567.35	\$ 133.07	\$ 8,632.68	\$ 34,268.68
Padrones, Peter J.	WASTEWATER MAINT MECH II	Treatment - Central	G23	D	\$ 28.71	\$ 14,929.20	\$ 570.66	\$ 51.48	\$ 41.32	\$ 216.47	\$ 3,588.44	\$ 114.06	\$ 4,582.43	\$ 19,511.63
Untalan, Paul C.	SEWER PLANT LEADER		I11	C	\$ 22.91	\$ 11,913.20	\$ 802.55	\$ 108.57	\$ 48.15	\$ 172.74	\$ 3,937.65	\$ -	\$ 5,066.66	\$ 16,982.86
Charquialaf, Frankie E.	EQUIP OPER II		E11	B	\$ 13.43	\$ 6,983.60	\$ 802.55	\$ 108.57	\$ 48.49	\$ 101.26	\$ 2,061.43	\$ 133.07	\$ 3,255.37	\$ 10,238.97
Gutierrez, Arthur L.	SEWER PLANT SUPV		K12	A	\$ 30.38	\$ 15,797.60	\$ 802.55	\$ 108.57	\$ 48.49	\$ 229.07	\$ 4,663.19	\$ 133.07	\$ 5,984.94	\$ 21,782.54
Dahlill, Betty Liz	SEWER PLANT OPER I		F12	C	\$ 16.09	\$ 8,366.80	\$ 665.77	\$ 60.06	\$ 48.49	\$ 121.32	\$ 2,469.74	\$ 133.07	\$ 3,498.45	\$ 11,865.25
Dimapan, Joseph A.	WATER-SEWER MAINT LEADER		I6	C	\$ 18.78	\$ 9,765.60	\$ -	\$ -	\$ 48.49	\$ 141.60	\$ 2,882.67	\$ 133.07	\$ 3,205.83	\$ 12,971.43
Duenas, Derek R.	TRADES HELPER		C		\$ 8.87	\$ 4,612.40	\$ 665.77	\$ 60.06	\$ 48.49	\$ 66.88	\$ 1,501.19	\$ 133.07	\$ 2,475.46	\$ 7,087.86
Pangalihan, Jason Cruz	TRADES HELPER		C		\$ 8.54	\$ 4,440.80	\$ 355.39	\$ -	\$ -	\$ 64.39	\$ 1,310.89	\$ 133.07	\$ 1,863.74	\$ 6,304.54
Aguon, Benny T.	SEWER PLANT OPER I	Treatment - Northern	F14	A	\$ 17.08	\$ 8,881.60	\$ -	\$ -	\$ 48.49	\$ 128.78	\$ 2,621.71	\$ -	\$ 2,798.98	\$ 11,680.58
Flores, Ricky H	WATER-SEWER MAINT WORKER II		G20	B	\$ 24.98	\$ 12,989.60	\$ -	\$ -	\$ 48.49	\$ 188.35	\$ 4,053.42	\$ -	\$ 4,290.26	\$ 17,279.86
Aguon, Daniel A.	WASTEWATER PLANT SUPT		M9	A	\$ 35.03	\$ 18,215.60	\$ 1,678.39	\$ 108.57	\$ 48.49	\$ 264.13	\$ 5,376.98	\$ 133.07	\$ 7,609.63	\$ 25,825.23
Mendiola Jr., Victor Cabrera	SEWER PLANT OPER II		G9	C	\$ 16.28	\$ 8,465.60	\$ 355.39	\$ 60.06	\$ 48.49	\$ 122.75	\$ 2,498.93	\$ 133.07	\$ 3,218.69	\$ 11,684.29
Talano, Joey A.	SEWER PLANT OPER II		G10	C	\$ 16.94	\$ 8,808.80	\$ 1,015.70	\$ 64.47	\$ 48.49	\$ 127.73	\$ 2,600.22	\$ 133.07	\$ 3,989.68	\$ 12,798.48
Sablán, Annie Therese H.	SEWER PLANT OPER I		F9	A	\$ 14.00	\$ 7,280.00	\$ -	\$ -	\$ 48.49	\$ 105.56	\$ 2,148.93	\$ 133.07	\$ 2,436.05	\$ 9,716.05
Aguon, Eric M.	TRADES HELPER		C		\$ 8.87	\$ 4,612.40	\$ 665.77	\$ 60.06	\$ 48.49	\$ 66.88	\$ 1,361.50	\$ 133.07	\$ 2,335.77	\$ 6,948.17
Hillau, Jacinto J.	TRADES HELPER		C		\$ 8.87	\$ 4,612.40	\$ -	\$ -	\$ 48.49	\$ 66.88	\$ 1,239.94	\$ 133.07	\$ 1,488.38	\$ 6,100.78
Arriola, Jonathan K.	TRADES HELPER		C		\$ 8.54	\$ 4,440.80	\$ 665.77	\$ 60.06	\$ -	\$ 64.39	\$ 1,310.89	\$ 133.07	\$ 2,234.18	\$ 6,674.98
Tallada, Zambales R.	SEWER PLANT LEADER	Treatment - Southern	I17	B	\$ 28.80	\$ 14,976.00	\$ 802.55	\$ -	\$ 48.49	\$ 217.15	\$ 4,420.71	\$ 133.07	\$ 5,621.97	\$ 20,597.97
Sanchez, Francisco C.	SEWER PLANT OPER II		G13	B	\$ 18.90	\$ 9,828.00	\$ 1,678.39	\$ 108.57	\$ 48.49	\$ 142.31	\$ 2,901.08	\$ 133.07	\$ 5,012.11	\$ 14,840.11
Barcinas, Benbenido M.	SEWER PLANT SUPV		K8	D	\$ 26.69	\$ 13,878.80	\$ 1,678.39	\$ 108.57	\$ 48.49	\$ 201.24	\$ 4,096.82	\$ 133.07	\$ 6,266.58	\$ 20,145.38
Siguenza, Thomas Joseph	TRADES HELPER		C		\$ 8.54	\$ 4,440.80	\$ 355.39	\$ 60.06	\$ -	\$ 64.39	\$ 1,310.89	\$ 133.07	\$ 1,923.80	\$ 6,364.60
Fejerang	TRADES HELPER		C		\$ 8.54	\$ 4,440.80	\$ 1,015.70	\$ 64.47	\$ -	\$ 64.39	\$ 1,235.98	\$ 133.07	\$ 2,513.61	\$ 6,954.41
Mantamona, Joe Anthony	TRADES HELPER		C		\$ 8.54	\$ 4,440.80	\$ -	\$ -	\$ -	\$ 64.39	\$ 1,310.89	\$ 133.07	\$ 1,508.35	\$ 5,949.15
Sanchez, George Ramon Cruz	TRADES HELPER		C		\$ 8.54	\$ 4,440.80	\$ -	\$ -	\$ -	\$ 64.39	\$ 1,310.89	\$ 133.07	\$ 1,508.35	\$ 5,949.15