



GUAM WATERWORKS AUTHORITY

"Better Water. Better Lives."

Gloria B. Nelson Public Service Building | 688 Route 15, Mangilao, Guam 96913

P.O. Box 3010, Hagatna, Guam 96932

Personnel Services Division

Tel. No. (671) 300-6073-6 Fax No. (671) 300-6896

COPY

VIA HAND DELIVERY

JAN 27 2016

The Honorable Judith T. Won Pat, Ed.D
Speaker, 33rd Guam Legislature
33rd Guam Legislature
155 Hessler Place
Hagatna, Guam 96910



RE: Guam Waterworks Authority's Staffing Report for 1st Quarter, FY2016

Dear Speaker Won Pat,

Attached herewith is Guam Waterworks Authority's Staffing Report for the 1st Quarter, FY2016.

If you have any questions please contact our Personnel Services Division at 300-6073-76.


Sincerely,


Miguel C. Bordallo, P.E.
General Manager 

MCB/jca

xc: Personnel Services Division File

Office of the Speaker
Judith T. Won Pat, Ed.D

Date: 1/27/16
Time: 9:51 AM
Received By: 

1st Qtr 2016

Alpha Name	Position Title	BU Unit	Description	Pay Grade	Grade Step	Hrly Rate	Qtr Salary	Medical Ins	Dental Ins	Life Ins	Medicare	Retirement	DCDD ER	Total BEN TOTAL
Borja, Ann D.	MANAGEMENT ANALYST IV	6200	General Manager	K12	B	\$ 30.68	\$ 15,933.60	\$ 695.24	\$ 60.06	\$ 47.81	\$ 231.33	\$ 4,879.60	\$ 133.07	\$ 6,047.11
Claveria, Joseph P.	SENIOR REGULATORY ANALYST	6200	General Manager	N10	C	\$ 42.39	\$ 22,042.80	\$ -	\$ -	\$ 47.81	\$ 319.62	\$ 6,742.03	\$ -	\$ 7,109.46
Gumataotao, Elizabeth H.	ADMINISTRATIVE ASSISTANT	6200	General Manager	J	C	\$ 15.51	\$ 8,065.20	\$ 1,060.64	\$ 64.47	\$ 47.81	\$ 116.95	\$ 2,466.84	\$ 133.07	\$ 3,889.78
Beleno, Kathleen B.	MANAGEMENT ANALYST IV	6200	General Manager	K9	C	\$ 27.50	\$ 14,300.00	\$ 1,752.73	\$ 108.57	\$ 47.81	\$ 207.35	\$ 4,373.82	\$ 133.07	\$ 6,623.35
Duenas, Vincent Ion G.	Internal Auditor	6200	General Manager	M7	C	\$ 33.00	\$ 17,160.00	\$ 854.91	\$ 108.57	\$ 47.81	\$ 248.82	\$ 5,248.56	\$ 133.07	\$ 6,641.74
Adams, Julie C.	PERSONNEL SPECIALIST IV	6200	Human Resources	K15	D	\$ 35.26	\$ 18,335.20	\$ 1,060.64	\$ 64.47	\$ 47.81	\$ 265.86	\$ 5,608.05	\$ 133.07	\$ 7,179.90
Evangelista, Josephfa Castro	PERSONNEL SPECIALIST III	6210	Human Resources	J16	B	\$ 31.56	\$ 16,411.20	\$ -	\$ -	\$ 47.81	\$ 237.96	\$ 4,984.10	\$ 133.07	\$ 5,402.94
Bermudez, Julius G.	PERSONNEL SPECIALIST II	6210	Human Resources	I7	D	\$ 19.74	\$ 10,264.80	\$ 517.93	\$ 64.47	\$ 47.81	\$ 148.84	\$ 3,139.59	\$ 133.07	\$ 4,051.71
Pangelinan-Charfauros, Zina	PERSONNEL SYNC ADMINISTRATOR	6210	Human Resources	M9	D	\$ 36.09	\$ 18,766.80	\$ 695.24	\$ 60.06	\$ 47.81	\$ 272.12	\$ 6,797.36	\$ 133.07	\$ 8,005.66
Aguilar, Maryann R.	Employee Dev Spec III	6210	Human Resources	J7	D	\$ 22.50	\$ 11,700.00	\$ 221.97	\$ 27.63	\$ 20.49	\$ 169.65	\$ 1,520.64	\$ 57.03	\$ 2,017.41
Torres, Victor A.	INFORMATION TECHNOLOGY MANAGER	6220	Information Technology	N17	D	\$ 56.58	\$ 29,421.60	\$ 1,060.64	\$ 64.47	\$ 47.81	\$ 426.61	\$ 8,998.91	\$ 133.07	\$ 10,598.44
Torres Jr., Ely T.	NETWORK SYSTEMS ADMINISTRATOR	6220	Information Technology	K12	C	\$ 30.99	\$ 16,114.80	\$ -	\$ -	\$ 47.81	\$ 233.66	\$ 4,928.88	\$ 133.07	\$ 5,343.42
Apurou, Manuel P.	SYS/PROGRAMMER ADMINISTRATOR	6220	Information Technology	L12	A	\$ 34.63	\$ 18,007.60	\$ 380.25	\$ 60.06	\$ 47.81	\$ 261.11	\$ 5,936.07	\$ 133.07	\$ 6,818.37
Palomo, Lourdes C.	PROGRAMMER ANALYST II	6220	Information Technology	K12	A	\$ 30.38	\$ 15,797.60	\$ 652.23	\$ 60.06	\$ 47.81	\$ 229.07	\$ 4,803.20	\$ 133.07	\$ 5,925.44
Miller, Jacob P.	COMPUTER OPERATOR III	6220	Information Technology	H10	C	\$ 22.02	\$ 11,450.40	\$ 1,653.86	\$ 102.27	\$ 47.81	\$ 166.03	\$ 3,481.50	\$ 133.07	\$ 5,584.54
Cesa, Cecille M.	NETWORK ANALYST	6220	Information Technology	K9	A	\$ 26.96	\$ 14,019.20	\$ 695.24	\$ 60.06	\$ 47.81	\$ 203.28	\$ 4,262.54	\$ 133.07	\$ 5,402.00
Porth, Christopher T.	COMPUTER OPERATOR II	6220	Information Technology	G9	D	\$ 16.44	\$ 8,548.80	\$ 445.71	\$ 65.84	\$ 47.81	\$ 123.96	\$ 2,602.33	\$ 133.07	\$ 3,418.72
Paulino, Rachel G.	ADMINISTRATIVE ASSISTANT	6220	Information Technology	J	C	\$ 16.09	\$ 8,366.80	\$ 695.24	\$ 60.06	\$ 34.15	\$ 121.32	\$ 2,559.11	\$ 133.07	\$ 3,602.95
McDonald, Allen-Michael J.	COMPUTER OPERATOR I	6220	Information Technology	E9	C	\$ 12.53	\$ 6,515.60	\$ 695.24	\$ 60.06	\$ 47.81	\$ 94.48	\$ 1,992.90	\$ 133.07	\$ 3,023.56
Dixon, John A.	COMPUTER OPERATOR I	6220	Information Technology	E4	C	\$ 10.27	\$ 5,340.40	\$ 323.94	\$ 51.48	\$ -	\$ 77.44	\$ 1,633.41	\$ 133.07	\$ 2,219.34
Sales, Peter G.	BUYER II	6230	Procurement & Supply	G11	A	\$ 17.28	\$ 8,985.60	\$ 1,752.73	\$ 108.57	\$ 47.81	\$ 130.29	\$ 3,214.35	\$ -	\$ 5,253.75
Guerrero, Vincent Ed	SUPPLY MGMT ADMINISTRATOR	6230	Procurement & Supply	M10	D	\$ 37.56	\$ 19,531.20	\$ 380.25	\$ 60.06	\$ 47.81	\$ 283.20	\$ 5,973.83	\$ 133.07	\$ 6,878.22
Mondina, Stephen P.	BUYER SUPERVISOR II	6230	Procurement & Supply	K10	C	\$ 28.61	\$ 14,877.20	\$ 1,752.73	\$ 108.57	\$ 47.81	\$ 215.72	\$ 4,550.39	\$ 133.07	\$ 6,808.29
Cruz, Bernie Antonitte Velasco	ADMINISTRATIVE ASSISTANT	6230	Procurement & Supply	J	C	\$ 17.34	\$ 9,016.80	\$ 1,060.64	\$ 64.47	\$ 47.81	\$ 130.74	\$ 2,768.58	\$ 133.07	\$ 4,205.31
Cabunhat Jr., Geronimo P.	STOREKEEPER II	6230	Procurement & Supply	I	C	\$ 16.56	\$ 8,611.20	\$ 1,752.73	\$ 108.57	\$ 47.81	\$ 124.86	\$ 2,633.81	\$ 133.07	\$ 4,800.85
Perez II, Albert T.	INVENTORY MGMT OFFICER	6230	Procurement & Supply	K8	A	\$ 25.90	\$ 13,468.00	\$ 1,060.64	\$ 64.47	\$ 47.81	\$ 195.29	\$ 4,119.37	\$ 133.07	\$ 5,620.65
Estrada, Rodney R.	MANAGEMENT ANALYST II	6230	Procurement & Supply	G10	B	\$ 16.77	\$ 8,720.40	\$ 695.24	\$ 60.06	\$ 47.81	\$ 126.45	\$ 2,648.42	\$ 133.07	\$ 3,711.05
Camacho, Antonio C.	BUYER II	6230	Procurement & Supply	G7	B	\$ 14.89	\$ 7,742.80	\$ 380.25	\$ -	\$ 47.81	\$ 112.27	\$ 2,355.74	\$ 133.07	\$ 3,029.14
Matanang, Anita M.	ADMINISTRATIVE ASSISTANT	6240	Compliance & Safety	J	J	\$ 23.24	\$ 12,084.80	\$ 380.25	\$ 60.06	\$ 47.81	\$ 175.23	\$ 3,696.27	\$ 133.07	\$ 4,492.69

Alpha Name	Position Title	BU Unit	Description	Pay Grade	Grade Step	Hrly Rate	Qtr Salary	Medical Ins	Dental Ins	Life Ins	Medicare	Retirement	DCDD ER	Total BEN TOTAL	
Kemp, Paul J	Assistant GM Compliance/Safety	6240	Compliance & Safety	N17 A	A	\$ 54.91	\$ 28,553.20	\$ 1,752.73	\$ 108.57	\$ 47.81	\$ 414.02	\$ 8,733.32	\$ 133.07	\$ 11,189.52	\$ 39,742.72
Schable, Melissa B.	Source Control Manager	6240	Compliance & Safety	M8 A	A	\$ 33.67	\$ 17,508.40	\$ 694.33	\$ 70.77	\$ 47.81	\$ 253.87	\$ 5,355.16	\$ 133.07	\$ 6,555.01	\$ 24,063.41
Tenorio, Wade T.	SAFETY INSPECTOR SUPERVISOR	6240	Compliance & Safety	K12 A	A	\$ 30.38	\$ 15,797.60	\$ -	\$ -	\$ 47.81	\$ 229.07	\$ 4,831.87	\$ 133.07	\$ 5,241.82	\$ 21,039.42
Lujan, Evangelina C.D.	SENIOR REGULATORY ANALYST	6240	Compliance & Safety	N10 B	B	\$ 41.97	\$ 21,824.40	\$ 854.91	\$ 108.57	\$ 47.81	\$ 316.45	\$ 6,675.24	\$ -	\$ 8,002.98	\$ 29,827.38
Lizama, Francis A.	LAB TECH SUPERVISOR	6250	Laboratory	K11 D	D	\$ 30.07	\$ 15,636.40	\$ 695.24	\$ 60.06	\$ 47.81	\$ -	\$ 5,375.84	\$ -	\$ 6,178.95	\$ 21,815.35
Villagomez, Rodney J.	LAB TECH II	6250	Laboratory	H10 D	D	\$ 19.51	\$ 10,145.20	\$ 1,752.73	\$ 108.57	\$ 47.81	\$ 147.11	\$ 3,053.46	\$ -	\$ 5,109.68	\$ 15,254.88
Sian-Denton, Carmen M.	MONITORING LAB SVC ADM	6250	Laboratory	N14 A	A	\$ 48.73	\$ 25,339.60	\$ 380.25	\$ 60.06	\$ 47.81	\$ 199.28	\$ 7,750.41	\$ -	\$ 8,238.53	\$ 33,578.13
Perez, N'Tasha L.	BIOLOGIST III	6250	Laboratory	K8 C	C	\$ 26.43	\$ 13,743.60	\$ 1,752.73	\$ 108.57	\$ 47.81	\$ 157.66	\$ 3,228.68	\$ 133.07	\$ 4,445.13	\$ 20,188.73
Mesa, Vincent J.	LAB TECH II	6250	Laboratory	H12 C	C	\$ 20.91	\$ 10,873.20	\$ 380.25	\$ 60.06	\$ 47.81	\$ 142.73	\$ 2,893.06	\$ 133.07	\$ 3,971.97	\$ 13,815.57
Hector, Theresa Epacta	LAB TECH II	6250	Laboratory	H10 A	A	\$ 18.93	\$ 9,843.60	\$ 695.24	\$ 60.06	\$ 47.81	\$ 141.38	\$ 2,893.06	\$ 133.07	\$ 3,970.62	\$ 13,720.62
Palomo, Emmanuel N.	LAB TECH II	6250	Laboratory	H9 D	D	\$ 18.75	\$ 9,750.00	\$ 695.24	\$ 60.06	\$ 47.81	\$ 125.92	\$ 2,732.70	\$ 133.07	\$ 4,900.80	\$ 13,584.80
Paulino, Josephine S.N.	ADMINISTRATIVE ASSISTANT	6250	Laboratory	J	J	\$ 16.70	\$ 8,684.00	\$ 1,752.73	\$ 108.57	\$ 47.81	\$ 288.41	\$ 5,900.93	\$ 133.07	\$ 6,846.71	\$ 26,736.71
Ballendorf, Heidi M.	COMMUNICATIONS MANAGER	6270	Public Information Officer	L14 C	C	\$ 38.25	\$ 19,890.00	\$ 423.26	\$ 60.06	\$ 40.98	\$ 288.41	\$ 5,900.93	\$ 133.07	\$ 6,846.71	\$ 26,736.71
Reyes, Kathy MT.	ACCOUNTING TECH III	6300	Finance	J	J	\$ 23.24	\$ 12,084.80	\$ 1,752.73	\$ 108.57	\$ 47.81	\$ 175.23	\$ 3,696.27	\$ -	\$ 5,780.61	\$ 17,865.41
Vicente, Marietta P.	PAYROLL SUPERVISOR	6300	Finance	K14 C	C	\$ 33.55	\$ 17,446.00	\$ 695.24	\$ 60.06	\$ 47.81	\$ 252.97	\$ 6,165.19	\$ -	\$ 7,221.27	\$ 24,667.27
Robinson, Demetra G.	ACCOUNTANT III	6300	Finance	K10 A	A	\$ 28.05	\$ 14,586.00	\$ 1,752.73	\$ 108.57	\$ 47.81	\$ -	\$ 4,461.29	\$ -	\$ 6,370.40	\$ 20,956.40
Martins, Gilda M.	ASSISTANT CHIEF FINANCIAL OFR	6300	Finance	O12 A	A	\$ 51.30	\$ 26,676.00	\$ 1,060.64	\$ 64.47	\$ 47.81	\$ 386.80	\$ 9,693.73	\$ 133.07	\$ 11,386.52	\$ 38,062.52
Tayama, Diane M.	ACCOUNTING TECH III	6300	Finance	J	J	\$ 19.88	\$ 10,337.60	\$ 695.24	\$ 60.06	\$ 47.81	\$ 149.90	\$ 3,532.10	\$ 133.07	\$ 4,618.18	\$ 14,955.78
Cruz, Yvonne M.	Chief Budget Officer	6300	Finance	M9 C	C	\$ 35.74	\$ 18,584.80	\$ -	\$ -	\$ 47.81	\$ 269.48	\$ 5,684.37	\$ 133.07	\$ 6,134.73	\$ 24,719.53
Pascua, Jocelyn L	ACCOUNTANT III	6300	Finance	K14 A	A	\$ 32.89	\$ 17,102.80	\$ -	\$ -	\$ 47.81	\$ 247.99	\$ 6,074.42	\$ 133.07	\$ 6,503.29	\$ 23,606.09
Pacheco, Dalisay D.	ACCOUNTANT I	6300	Finance	I11 A	A	\$ 22.46	\$ 11,679.20	\$ 1,752.73	\$ -	\$ 47.81	\$ 169.35	\$ 4,040.83	\$ 173.46	\$ 6,184.18	\$ 17,863.38
Gozalo, Mary C.	CASHIER I	6300	Finance	E	E	\$ 11.77	\$ 6,120.40	\$ 517.93	\$ 64.47	\$ 47.81	\$ 88.75	\$ 2,285.67	\$ 133.07	\$ 3,137.70	\$ 9,258.10
Gaza, Alicia C.	CASHIER II	6300	Finance	F	F	\$ 12.93	\$ 6,723.60	\$ 56.31	\$ -	\$ 47.81	\$ 97.49	\$ 2,478.66	\$ 133.07	\$ 2,813.34	\$ 9,536.94
San Nicolas, Joseph SA	ACCOUNTANT I	6300	Finance	I8 B	B	\$ 20.13	\$ 10,467.60	\$ 695.24	\$ 60.06	\$ 47.81	\$ 151.78	\$ 3,618.68	\$ 133.07	\$ 4,706.64	\$ 15,174.24
Benavente, Elena P.	CASHIER I	6300	Finance	E	E	\$ 10.93	\$ 5,683.60	\$ 695.24	\$ 51.48	\$ 47.81	\$ 82.41	\$ 1,984.31	\$ 133.07	\$ 2,994.32	\$ 8,677.92
Yanto, Solae M.	ACCOUNTANT I	6300	Finance	I3 B	B	\$ 16.50	\$ 8,580.00	\$ 1,181.00	\$ 77.40	\$ 47.81	\$ 124.41	\$ 2,624.28	\$ 133.07	\$ 4,187.97	\$ 12,767.97
Sanalla, Josephine O.	ACCOUNTANT III	6300	Finance	K9 A	A	\$ 26.96	\$ 14,019.20	\$ 854.91	\$ 108.57	\$ 47.81	\$ 203.28	\$ 4,287.90	\$ 133.07	\$ 5,635.54	\$ 19,654.74
Cabunhat, Elizabeth C.	CASHIER I	6300	Finance	E	E	\$ 10.14	\$ 5,272.80	\$ -	\$ -	\$ 47.81	\$ 76.46	\$ 1,612.72	\$ 133.07	\$ 1,870.06	\$ 7,142.86
Tydingco, Karla A.	ADMINISTRATIVE ASSISTANT	6300	Finance	J	J	\$ 14.94	\$ 7,768.80	\$ 695.24	\$ 60.06	\$ 40.98	\$ 112.65	\$ 2,376.19	\$ 133.07	\$ 3,418.19	\$ 11,186.99
Santos, Sandra J.	CONTROLLER	6300	Finance	N6 C	C	\$ 36.15	\$ 18,798.00	\$ 380.25	\$ 60.06	\$ -	\$ 272.57	\$ 5,749.60	\$ 133.07	\$ 6,595.55	\$ 25,393.55
Inarte, Bryan H.	ACCOUNTANT I	6300	Finance	I3 B	B	\$ 16.50	\$ 8,580.00	\$ 1,752.73	\$ 108.57	\$ 124.41	\$ 2,624.28	\$ 2,624.28	\$ 133.07	\$ 4,743.06	\$ 13,323.06
Pendon, Elizabeth Dawn	ACCOUNTANT I	6300	Finance	I3 B	B	\$ 16.50	\$ 8,580.00	\$ 854.91	\$ 93.06	\$ 124.41	\$ 2,624.28	\$ 2,624.28	\$ 133.07	\$ 3,829.73	\$ 12,409.73

Alpha Name	Position Title	BU Unit	Description	Pay Grade	Grade Step	Hrly Rate	Qtr Salary	Medical Ins	Dental Ins	Life Ins	Medicare	Retirement	DCDD ER	Total BEN TOTAL
Camacho, Tera Lynn S.	ACCOUNTANT III	6300	Finance	K8	A	\$ 25.90	\$ 13,468.00	\$ 380.25	\$ 60.06	\$ 195.29	\$ 4,099.12	\$ 133.07	\$ 4,867.79	\$ 18,335.79
San Nicolas, Louisa A.	CASHIER I	6300	Finance	E		\$ 10.53	\$ 5,475.60	\$ -	\$ -	\$ 47.81	\$ 79.40	\$ 1,674.78	\$ 133.07	\$ 1,935.06
Apuya, Milagros A.	CASHIER I	6300	Finance	E		\$ 10.14	\$ 5,272.80	\$ 909.12	\$ -	\$ 76.46	\$ 1,612.72	\$ 133.07	\$ 2,731.37	\$ 8,004.17
Magdalena, Wilfredo T.	ACCOUNTANT III	6300	Finance	K10	C	\$ 28.61	\$ 14,877.20	\$ 198.64	\$ 17.16	\$ 215.72	\$ 966.79	\$ 38.02	\$ 1,436.33	\$ 16,313.53
Taylor, Samuel J	STAFF ATTORNEY	6300	Legal Counsel			\$ 54.50	\$ 28,340.00	\$ -	\$ -	\$ 47.81	\$ 410.93	\$ 8,668.14	\$ 133.07	\$ 9,259.95
Archie, Antonette Dione	Legal Secretary II	6400	Legal Counsel	F5	C	\$ 12.18	\$ 6,333.60	\$ 1,060.64	\$ 64.47	\$ 91.84	\$ 1,937.20	\$ 133.07	\$ 3,287.22	\$ 9,620.82
Bensan, Gloria P.	ENGINEER III	6500	Engineering	L15	D	\$ 40.20	\$ 20,904.00	\$ 517.93	\$ 64.47	\$ 47.81	\$ 303.11	\$ 6,393.76	\$ 133.07	\$ 7,327.08
Mercado, Sylvia Y.	ENGINEER II	6500	Engineering	K13	C	\$ 32.24	\$ 16,764.80	\$ 380.25	\$ 60.06	\$ 47.81	\$ 243.09	\$ 5,103.47	\$ 133.07	\$ 5,834.68
Quintong, Delfyn S.	ENGINEER III	6500	Engineering	K14	C	\$ 33.55	\$ 17,446.00	\$ 380.25	\$ 60.06	\$ 47.81	\$ 252.97	\$ 5,336.03	\$ 133.07	\$ 6,077.12
Unchango, Lethani JC	ADMINISTRATIVE ASSISTANT	6500	Engineering	J		\$ 20.51	\$ 10,665.20	\$ 517.93	\$ 64.47	\$ 47.81	\$ 154.65	\$ 3,262.08	\$ 133.07	\$ 4,180.01
Huntington II, Clinton W.	SENIOR ENGINEER,PE	6500	Engineering	L18	A	\$ 43.97	\$ 22,864.40	\$ 583.59	\$ 77.40	\$ 47.81	\$ 331.53	\$ 6,993.36	\$ 133.07	\$ 8,166.76
Cruz, Thomas Franklin A.	CHIEF ENGINEER, PE	6500	Engineering	P15	C	\$ 67.23	\$ 34,959.60	\$ 1,060.64	\$ 64.47	\$ 47.81	\$ 506.91	\$ 10,692.81	\$ 133.07	\$ 12,505.71
Cruz, Barbara Ann Camacho	SENIOR ENGINEER SUPERVISOR, PE	6500	Engineering	N17	C	\$ 56.01	\$ 29,125.20	\$ 695.24	\$ 60.06	\$ 47.81	\$ 422.32	\$ 8,908.26	\$ 133.07	\$ 10,133.69
Railey, Brett Eric	SENIOR ENGINEER SUPERVISOR, PE	6500	Engineering	N18	A	\$ 57.14	\$ 29,712.80	\$ 380.25	\$ 60.06	\$ 47.81	\$ 430.84	\$ 9,088.00	\$ 133.07	\$ 10,140.03
Yeoh, Garrett K.A.	SENIOR ENGINEER,PE	6500	Engineering	L14	A	\$ 37.50	\$ 19,500.00	\$ 380.25	\$ 60.06	\$ 47.81	\$ 282.75	\$ 5,964.30	\$ 133.07	\$ 6,868.24
Yam, Cheuk Nam	SENIOR ENGINEER,PE	6500	Engineering	L12	B	\$ 34.97	\$ 18,184.40	\$ 380.25	\$ 60.06	\$ 47.81	\$ 263.67	\$ 5,561.88	\$ 133.07	\$ 6,446.74
Lopez, Marc D.	ASSOCIATE ENGINEER	6500	Engineering	K9	D	\$ 27.77	\$ 14,440.40	\$ 380.25	\$ 60.06	\$ 47.81	\$ 209.39	\$ 4,416.75	\$ 133.07	\$ 5,247.33
Quan, Nicole Ballesta	Contracts & Small Claims Admin	6500	Engineering	J9	B	\$ 23.88	\$ 12,417.60	\$ 1,060.64	\$ 64.47	\$ 47.81	\$ 180.06	\$ 3,518.99	\$ 133.07	\$ 5,005.04
Evangelista, Josephine D.	MANAGEMENT ANALYST III	6500	Engineering	J9	A	\$ 23.65	\$ 12,298.00	\$ 423.26	\$ 60.06	\$ 47.81	\$ 178.32	\$ 3,761.50	\$ 133.07	\$ 4,604.02
Davis, John M.	SENIOR ENGINEER SUPERVISOR, PE	6500	Engineering	N13	B	\$ 47.30	\$ 24,596.00	\$ 1,261.96	\$ 80.29	\$ 47.81	\$ 356.64	\$ 7,522.94	\$ 133.07	\$ 9,402.71
McDonald, Maurn Q.	SENIOR ENGINEER SUPERVISOR, PE	6500	Engineering	N11	C	\$ 44.12	\$ 22,942.40	\$ -	\$ -	\$ 47.81	\$ 332.66	\$ 7,425.77	\$ 133.07	\$ 7,939.31
Carmo, Kyima Nida A.	JUNIOR ENGINEER	6500	Engineering	J4	B	\$ 19.57	\$ 10,176.40	\$ -	\$ -	\$ 147.56	\$ 2,204.37	\$ 95.05	\$ 2,446.98	\$ 12,623.38
Bell, Henry J.	CONSTRUCTION INSPECTOR III	6500	Planning & Permits	J14	D	\$ 29.73	\$ 15,459.60	\$ 695.24	\$ 60.06	\$ 47.81	\$ 224.16	\$ 5,477.19	\$ 133.07	\$ 6,504.46
Calvo, Jude G.	PLANNER IV	6510	Planning & Permits	L9	B	\$ 31.04	\$ 16,140.80	\$ 1,752.73	\$ 108.57	\$ 47.81	\$ 234.04	\$ 4,936.86	\$ 133.07	\$ 7,213.08
Naturel, Orlando O.	CONSTRUCTION INSPECTOR III	6510	Planning & Permits	J15	A	\$ 30.02	\$ 15,610.40	\$ -	\$ -	\$ 47.81	\$ 226.35	\$ 4,740.91	\$ 133.07	\$ 5,148.14
Sablán, Patrick R.	CONSTRUCTION INSPECTOR I	6510	Planning & Permits	G12	D	\$ 18.53	\$ 9,635.60	\$ 695.24	\$ 60.06	\$ 47.81	\$ 139.72	\$ 2,926.42	\$ 133.07	\$ 4,002.32
Mafias, Donnie A.	CONSTRUCTION INSPECTOR II	6510	Planning & Permits	H12	C	\$ 23.84	\$ 12,396.80	\$ 380.25	\$ 60.06	\$ 47.81	\$ 179.75	\$ 3,764.97	\$ 133.07	\$ 4,565.91
Duenas, Joseph A.	Asset Mgmt Maint Mgmt Info Dir	6510	Planning & Permits	K10	D	\$ 28.90	\$ 15,028.00	\$ 695.24	\$ 60.06	\$ 47.81	\$ 217.91	\$ 4,373.82	\$ 133.07	\$ 5,527.91
Dizon, Eliseo Q.	CONSTRUCTION INSPECTOR III	6510	Planning & Permits	J15	C	\$ 30.63	\$ 15,927.60	\$ 1,576.33	\$ 102.27	\$ 47.81	\$ 230.95	\$ 4,842.78	\$ 133.07	\$ 6,933.21
Aguon, Prudencio F.	GRANTS ADMINISTRATOR	6510	Planning & Permits	M13	B	\$ 41.49	\$ 21,574.80	\$ 1,241.87	\$ 122.64	\$ 47.81	\$ 312.83	\$ 6,598.92	\$ 133.07	\$ 8,457.14
Toves, Rodney A.	Geo Info Sys/Land Info Sys Mgr	6510	Planning & Permits	K14	A	\$ 32.89	\$ 17,102.80	\$ 695.24	\$ 60.06	\$ 47.81	\$ 247.99	\$ 5,231.12	\$ 133.07	\$ 6,415.29

Alpha Name	Position Title	BU Unit	Description	Pay Grade	Grade Step	Hrly Rate	Qtr Salary	Medical Ins	Dental Ins	Life Ins	Medicare	Retirement	DCDD ER	Total BEN TOTAL
Sablán, Felix D	CONSTRUCTION INSPECTOR II	6510	Planning & Permits	I12	B	\$ 23.61	\$ 12,277.20	\$ -	\$ -	\$ 47.81	\$ 178.02	\$ 3,728.57	\$ 133.07	\$ 4,087.47
Tadeo, Joseph A.	MANAGEMENT ANALYST IV	6510	Planning & Permits	K11	B	\$ 29.48	\$ 15,329.60	\$ 380.25	\$ 60.06	\$ 47.81	\$ 222.28	\$ 4,688.76	\$ 133.07	\$ 5,532.23
Franquez, Paul A.	PLANNER II	6510	Planning & Permits	J7	A	\$ 21.84	\$ 11,356.80	\$ 2,194.85	\$ 236.69	\$ 47.81	\$ 164.67	\$ 3,160.68	\$ 133.07	\$ 5,937.77
Laguana, Vincent Edward T.	PLANNER I	6510	Planning & Permits	I5	B	\$ 17.87	\$ 9,292.40	\$ 380.25	\$ 60.06	\$ 47.81	\$ 134.74	\$ 2,842.22	\$ 133.07	\$ 3,598.15
Cruz, Bobbie C.	LAND AGENT III	6510	Planning & Permits	H7	C	\$ 17.14	\$ 8,912.80	\$ -	\$ -	\$ 40.98	\$ 129.24	\$ 2,726.08	\$ 133.07	\$ 3,029.37
Sablán, Francisco T.	WATER-SEWER MAINT WORKER I	6600	AGMA - USA	F21	A	\$ 22.57	\$ 11,736.40	\$ 695.24	\$ 60.06	\$ 47.81	\$ 170.18	\$ 3,658.46	\$ -	\$ 4,631.75
García, Evelyn G.	MANAGEMENT ANALYST III	6600	AGMA - USA	J12	B	\$ 26.91	\$ 13,993.20	\$ 695.24	\$ 60.06	\$ 47.81	\$ 202.90	\$ 4,279.99	\$ 133.07	\$ 5,419.07
Ramos, Charles M.	CUSTOMER SERVICE SUPERVISOR	6600	AGMA - USA	J9	A	\$ 23.65	\$ 12,298.00	\$ -	\$ -	\$ 47.81	\$ 178.32	\$ 3,761.50	\$ -	\$ 3,987.63
Mendiola, Melvin P.	EQUIP OPER II	6600	AGMA - USA	E19	A	\$ 18.28	\$ 9,505.60	\$ 1,752.73	\$ 108.57	\$ 47.81	\$ 137.83	\$ 2,907.39	\$ 133.07	\$ 5,087.40
Mafias, Fred B.	WATER-SEWER MAINT WORKER I	6600	AGMA - USA	F14	B	\$ 17.25	\$ 8,970.00	\$ 1,261.96	\$ 80.29	\$ 47.81	\$ 130.07	\$ 2,743.59	\$ 133.07	\$ 4,396.79
San Agustín, Elizabeth M.	UTILITY SERVICES ADMINISTRATOR	6600	AGMA - USA	N10	A	\$ 41.56	\$ 21,611.20	\$ 695.24	\$ 60.06	\$ 47.81	\$ 313.36	\$ 6,610.01	\$ -	\$ 7,726.48
Bias, Kenneth Q.	WATER METER READER I	6600	AGMA - USA	E14	B	\$ 15.14	\$ 7,872.80	\$ 380.25	\$ 60.06	\$ 47.81	\$ 114.16	\$ 2,290.27	\$ 133.07	\$ 3,025.62
Cruz, Grace R	MANAGEMENT ANALYST II	6600	AGMA - USA	I11	D	\$ 23.14	\$ 12,032.80	\$ -	\$ -	\$ 47.81	\$ 174.48	\$ 3,654.40	\$ -	\$ 3,876.69
Ondedera, Pauline J.S.	CUSTOMER SERVICE REP	6600	AGMA - USA	G12	D	\$ 18.53	\$ 9,635.60	\$ 695.24	\$ 60.06	\$ 47.81	\$ 139.72	\$ 2,933.19	\$ 133.07	\$ 4,009.09
Nagal, Janice G.	MANAGEMENT ANALYST I	6600	AGMA - USA	G8	C	\$ 15.65	\$ 8,138.00	\$ 1,060.64	\$ 64.47	\$ 47.81	\$ 118.00	\$ 2,489.08	\$ 133.07	\$ 3,913.07
Benavente, Linda Frances C.	CUSTOMER SERVICE SUPERVISOR	6600	AGMA - USA	J7	B	\$ 22.05	\$ 11,466.00	\$ 1,261.96	\$ 80.29	\$ 47.81	\$ 166.26	\$ 3,507.00	\$ 133.07	\$ 5,196.39
Cruz, Lucas C.	WASTEWATER MAINT MECH I	6600	AGMA - USA	F7	A	\$ 12.93	\$ 6,723.60	\$ 732.78	\$ 93.06	\$ 47.81	\$ 97.49	\$ 2,084.09	\$ 133.07	\$ 3,188.30
Lizama, Lance D.	WATER METER READER I	6600	AGMA - USA	E9	A	\$ 12.28	\$ 6,385.60	\$ 983.11	\$ 64.47	\$ 47.81	\$ 92.59	\$ 1,953.09	\$ 133.07	\$ 3,274.14
Macan, Craig A.	TRADES HELPER	6600	AGMA - USA	D	\$	\$ 10.62	\$ 5,522.40	\$ 695.24	\$ 60.06	\$ 47.81	\$ 80.07	\$ 1,689.11	\$ 133.07	\$ 2,705.36
Sablán, Bernadette M.	CUSTOMER SERVICE REP	6600	AGMA - USA	G12	C	\$ 18.35	\$ 9,542.00	\$ 652.23	\$ 60.06	\$ 47.81	\$ 138.36	\$ 2,904.58	\$ 133.07	\$ 3,936.11
Quintanilla, Sandra L.	CUSTOMER SERVICE SUPERVISOR	6600	Customer Service	J9	D	\$ 24.36	\$ 12,667.20	\$ -	\$ -	\$ 47.81	\$ 183.67	\$ 3,874.40	\$ 133.07	\$ 4,238.95
Arriola, Norma Marie I.	CUSTOMER SERVICE REP	6610	Customer Service	G10	B	\$ 16.77	\$ 8,720.40	\$ -	\$ -	\$ 47.81	\$ 126.45	\$ 2,667.23	\$ 133.07	\$ 2,974.56
Herrero, Frances C.	CUSTOMER SERVICE REP	6610	Customer Service	G13	D	\$ 19.28	\$ 10,025.60	\$ -	\$ -	\$ 47.81	\$ 145.37	\$ 3,066.45	\$ -	\$ 3,259.63
Castelo, Loreta R.	CUSTOMER SERVICE REP	6610	Customer Service	G11	B	\$ 17.46	\$ 9,079.20	\$ 1,060.64	\$ 64.47	\$ 47.81	\$ 131.65	\$ 2,776.98	\$ -	\$ 4,081.55
Eguerra, Marjorie Invention	CUSTOMER SERVICE REP	6610	Customer Service	G12	A	\$ 17.98	\$ 9,349.60	\$ 695.24	\$ 60.06	\$ 47.81	\$ 135.57	\$ 2,859.66	\$ 133.07	\$ 3,931.41
Gamacho, Teresamarie B.	CUSTOMER SERVICE REP	6610	Customer Service	G9	A	\$ 15.96	\$ 8,299.20	\$ 380.25	\$ -	\$ 47.81	\$ 120.34	\$ 2,821.51	\$ 133.07	\$ 3,502.98
Tareq, Virginia P.	CUSTOMER SERVICE REP	6610	Customer Service	G6	B	\$ 14.31	\$ 7,441.20	\$ 1,060.64	\$ 64.47	\$ 47.81	\$ 107.90	\$ 2,334.12	\$ 133.07	\$ 3,748.01
Aquinhoc, Rina Rozanne	CUSTOMER SERVICE REP	6610	Customer Service	G8	C	\$ 15.65	\$ 8,138.00	\$ 695.24	\$ 60.06	\$ 47.81	\$ 118.00	\$ 2,489.08	\$ 133.07	\$ 3,543.26
Ulloa, Lavene C.	CUSTOMER SERVICE REP	6610	Customer Service	G6	C	\$ 14.45	\$ 7,514.00	\$ 695.24	\$ 60.06	\$ 47.81	\$ 108.95	\$ 2,298.25	\$ 133.07	\$ 3,343.38
Villagomez, MaryDawn F.	CUSTOMER SERVICE REP	6610	Customer Service	G6	B	\$ 14.31	\$ 7,441.20	\$ 1,060.64	\$ 64.47	\$ 47.81	\$ 107.90	\$ 2,260.82	\$ 133.07	\$ 3,674.71
Alvarez Jr., Jose	CUSTOMER SERVICE REP	6610	Customer Service	G6	C	\$ 14.45	\$ 7,514.00	\$ 615.16	\$ 80.29	\$ 47.81	\$ 108.95	\$ 2,298.25	\$ 133.07	\$ 3,283.53

Alpha Name	Position Title	BU Unit	Description	Pay Grade	Grade Step	Hrly Rate	Qtr Salary	Medical Ins	Dental Ins	Life Ins	Medicare	Retirement	ER	DCDD	Total BEN	TOTAL
Charquaiat, Richard A.	CUSTOMER SERVICE REP	66410	Customer Service	G6	B	\$ 14.31	\$ 7,441.20	\$ 695.24	\$ 60.06	\$ 47.81	\$ 107.90	\$ 2,276.00	\$ 133.07	\$ 3,320.08	\$ 10,761.28	
Cruz, Rose B.	CUSTOMER SERVICE SUPV	6620	Revenue Protection	J9	C	\$ 24.12	\$ 12,542.40	\$ 695.24	\$ 60.06	\$ 47.81	\$ 181.86	\$ 4,604.00	\$ 133.07	\$ 5,588.97	\$ 18,131.37	
Wall, Jerald Lee	METER READER LEADER	6620	Revenue Protection	H14	C	\$ 22.65	\$ 11,778.00	\$ 1,261.96	\$ -	\$ 47.81	\$ 170.78	\$ 3,913.13	\$ 133.07	\$ 5,393.68	\$ 17,171.68	
Rios, Albert J.	WATER METER READER II	6620	Revenue Protection	F10	C	\$ 14.86	\$ 7,727.20	\$ 695.24	\$ 60.06	\$ 47.81	\$ 112.04	\$ 2,363.48	\$ 133.07	\$ 3,411.70	\$ 11,138.90	
Pangelinan, Patricia D.	CUSTOMER SERVICE REP	6620	Revenue Protection	G12	C	\$ 18.35	\$ 9,542.00	\$ 380.25	\$ -	\$ -	\$ 138.36	\$ 2,918.54	\$ 133.07	\$ 3,570.22	\$ 13,112.22	
Pigg, Diana	CUSTOMER SERVICE REP	6620	Revenue Protection	G10	A	\$ 16.61	\$ 8,637.20	\$ 1,060.64	\$ 64.47	\$ 47.81	\$ 125.24	\$ 2,641.79	\$ 133.07	\$ 4,073.02	\$ 12,710.22	
Quenga, Louvina M.	CUSTOMER SERVICE REP	6620	Collections	G10	B	\$ 16.77	\$ 8,720.40	\$ 1,060.64	\$ 64.47	\$ 47.81	\$ 126.45	\$ 2,667.22	\$ 133.07	\$ 4,099.66	\$ 12,820.06	
Taisacan, Jacalyn M.	CUSTOMER SERVICE SUPERVISOR	6630	Collections	J7	B	\$ 22.05	\$ 11,466.00	\$ 1,752.73	\$ 108.57	\$ 47.81	\$ 166.26	\$ 3,506.99	\$ 133.07	\$ 5,715.43	\$ 17,181.43	
Arceo, Peter J.	WATER-SEWER MAINT WORKER II	6641	Meters - 2" and greater	G16	D	\$ 21.73	\$ 11,299.60	\$ 1,261.96	\$ 80.29	\$ 47.81	\$ 163.84	\$ 3,884.34	\$ 133.07	\$ 5,438.24	\$ 16,737.84	
Rivera, David F.	WATER-SEWER MAINT WORKER II	6641	Meters - 2" and greater	G13	C	\$ -	\$ -	\$ -	\$ -	\$ -	\$ -	\$ -	\$ 40.39	\$ 40.39	\$ 40.39	
Fejeraug, Richard S.	WATER-SEWER MAINT WORKER I	6641	Meters - 2" and greater	F22	C	\$ 23.96	\$ 12,459.20	\$ 297.96	\$ 25.74	\$ 180.66	\$ 3,521.32	\$ 76.04	\$ 4,101.72	\$ 16,560.92		
Aquinogoc, Kenneth J.	CUSTOMER SERVICE SUPERVISOR	6641	Meters - 2" and greater	J10	A	\$ 24.61	\$ 12,797.20	\$ 695.24	\$ 60.06	\$ 47.81	\$ 185.56	\$ 3,914.15	\$ 133.07	\$ 5,035.89	\$ 17,833.09	
Unchangco, Peter F.	WATER-SEWER MAINT WORKER I	6641	Meters - 2" and greater	F16	C	\$ 18.87	\$ 9,812.40	\$ 1,752.73	\$ -	\$ 47.81	\$ 142.28	\$ 2,989.66	\$ 133.07	\$ 5,065.55	\$ 14,877.95	
Brown, Larry C.	WATER-SEWER MAINT WORKER II	6641	Meters - 2" and greater	G13	A	\$ 18.71	\$ 9,779.20	\$ 695.24	\$ 60.06	\$ 47.81	\$ 141.07	\$ 2,961.63	\$ 133.07	\$ 4,038.88	\$ 13,768.08	
Resurreccion, Clement C.	WATER-SEWER MAINT WORKER I	6641	Meters - 2" and greater	F13	D	\$ 16.91	\$ 8,793.20	\$ 110.30	\$ 17.16	\$ 47.81	\$ 127.50	\$ 2,675.53	\$ 133.07	\$ 3,111.37	\$ 11,904.57	
Aguon, Peter F.	WATER-SEWER MAINT WORKER I	6641	Meters - Less than 2"	F15	D	\$ 18.32	\$ 9,526.40	\$ -	\$ -	\$ 47.81	\$ 138.13	\$ 2,913.74	\$ 133.07	\$ 3,232.75	\$ 12,759.15	
Arceo, Bryan J.	WATER METER READER SUPERVISOR	6642	Meters - Less than 2"	J10	B	\$ 24.85	\$ 12,922.00	\$ 1,060.64	\$ 64.47	\$ 47.81	\$ 187.37	\$ 3,952.34	\$ 133.07	\$ 5,445.70	\$ 18,367.70	
Jardel, Jose A.	WATER METER READER II	6642	Meters - Less than 2"	F10	A	\$ 14.57	\$ 7,576.40	\$ 1,752.73	\$ 108.57	\$ 47.81	\$ 109.86	\$ 2,182.11	\$ 133.07	\$ 4,334.15	\$ 11,910.55	
Memo, Johnny B.	METER READER	6642	Meters - Less than 2"	D7	C	\$ 10.15	\$ 5,278.00	\$ 1,060.64	\$ 64.47	\$ 47.81	\$ 76.53	\$ 1,566.62	\$ 133.07	\$ 2,949.14	\$ 8,227.14	
Aguon, Lester D.	WATER METER READER I	6642	Meters - Less than 2"	E9	D	\$ 12.65	\$ 6,578.00	\$ 1,203.81	\$ 84.33	\$ 47.81	\$ 95.38	\$ 1,934.02	\$ 133.07	\$ 3,498.42	\$ 10,076.42	
Cruz, Patrick M.	WATER METER READER II	6642	Meters - Less than 2"	F9	B	\$ 14.14	\$ 7,352.80	\$ 1,752.73	\$ 108.57	\$ 47.81	\$ 106.62	\$ 2,239.55	\$ 133.07	\$ 4,388.35	\$ 11,741.15	
Borja, Michael C.	WATER METER READER II	6642	Meters - Less than 2"	F8	C	\$ 13.72	\$ 7,134.40	\$ 1,261.96	\$ 80.29	\$ 47.81	\$ 103.45	\$ 2,174.37	\$ 133.07	\$ 3,800.95	\$ 10,935.35	
Leal, Jerry P.	WASTEWATER MAINT MECH I	6642	Meters - Less than 2"	F10	A	\$ 14.57	\$ 7,576.40	\$ 1,060.64	\$ 64.47	\$ 47.81	\$ 109.86	\$ 2,327.46	\$ 133.07	\$ 3,743.31	\$ 11,319.71	
Paulino, Leo Naput	WATER METER READER I	6642	Meters - Less than 2"	E9	B	\$ 12.40	\$ 6,448.00	\$ 695.24	\$ 60.06	\$ 47.81	\$ 93.50	\$ 1,966.05	\$ 133.07	\$ 2,995.73	\$ 9,443.73	
Gardo, Robert G.	ADMINISTRATIVE OFFICER	6642	Meters - Less than 2"	H10	D	\$ 19.51	\$ 10,145.20	\$ 695.24	\$ 60.06	\$ 47.81	\$ 147.11	\$ 3,086.76	\$ 133.07	\$ 4,170.05	\$ 14,315.25	
San Miguel, John D.	WATER-SEWER MAINT WORKER II	6643	Meter Calibration	G19	B	\$ 24.00	\$ 12,480.00	\$ -	\$ -	\$ 47.81	\$ 180.96	\$ 3,817.14	\$ 133.07	\$ 4,178.98	\$ 16,658.98	
Paulino, Gerald M.	WATER-SEWER MAINT SUPV	6643	Meter Calibration	K10	C	\$ 28.61	\$ 14,877.20	\$ 1,081.68	\$ -	\$ 47.81	\$ 215.72	\$ 4,550.39	\$ 133.07	\$ 5,895.60	\$ 20,772.80	
Santos JR, Joseph M.	WATER-SEWER MAINT WORKER I	6643	Meter Calibration	F13	D	\$ 16.91	\$ 8,793.20	\$ 695.24	\$ -	\$ 47.81	\$ 127.50	\$ 2,689.51	\$ 133.07	\$ 3,693.13	\$ 12,486.33	
Diaz, Jennifer Crisostomo	ADMINISTRATIVE OFFICER	6643	Administration	H11	B	\$ 19.90	\$ 10,348.00	\$ 695.24	\$ 60.06	\$ 47.81	\$ 150.05	\$ 3,142.78	\$ 133.07	\$ 4,229.01	\$ 14,577.01	
Gardo, Joseph B.	PLANNER III	6805	Administration	K13	D	\$ 32.57	\$ 16,936.40	\$ -	\$ -	\$ 47.81	\$ 245.58	\$ 5,180.21	\$ 133.07	\$ 5,606.67	\$ 22,543.07	
Salayon, Ma. Teogenesa Q.	UTILITY SERVICES ADMINISTRATOR	6805	Administration	N8	C	\$ 39.15	\$ 20,358.00	\$ 854.91	\$ 108.57	\$ 47.81	\$ 295.19	\$ 6,226.72	\$ 133.07	\$ 7,666.27	\$ 28,024.27	
Grape, Karen Cheryl O.	MANAGEMENT ANALYST III	6805	Administration	J13	D	\$ 28.57	\$ 14,856.40	\$ -	\$ -	\$ 47.81	\$ 215.42	\$ 4,279.99	\$ 133.07	\$ 4,676.29	\$ 19,332.69	

Alpha Name	Position Title	BU Unit	Description	Pay Grade	Grade Step	Hrly Rate	Qtr Salary	Medical Ins	Dental Ins	Life Ins	Medicare	Retirement	DCDD ER	Total BEN TOTAL
Topasna, Ron S.	Operations & Maint. Manager	6810	Production	010	A	\$ 47.38	\$ 24,637.60	\$ 1,752.73	\$ 108.57	\$ 47.81	\$ 357.25	\$ 7,292.91		\$ 9,559.27
Quintanilla, Raymond C	Water Plant Oper Leader	6810	Production	112	C	\$ 23.84	\$ 12,396.80	\$ -	\$ -	\$ 47.81	\$ 179.75	\$ 3,791.72	\$ 133.07	\$ 4,152.35
Naputi, Raymond F.	WATER-SEWER MAINT WORKER I	6811	Surface	F16	D	\$ 19.06	\$ 9,911.20	\$ 1,261.96	\$ -	\$ 47.81	\$ 143.71	\$ 2,971.00		\$ 4,424.48
San Nicolas, Kim M.	WATER-SEWER MAINT WORKER II	6811	Surface	G15	D	\$ 20.88	\$ 10,857.60	\$ 854.91	\$ 108.57	\$ 47.81	\$ 157.44	\$ 3,223.89	\$ 133.07	\$ 4,525.69
Sanchez, Zachary T.	WASTEWATER MAINT MECH I	6811	Surface	F12	B	\$ 15.93	\$ 8,283.60	\$ 1,060.64	\$ 64.47	\$ 47.81	\$ 120.11	\$ 2,435.00	\$ 133.07	\$ 3,861.10
Taimanglo, Kyle M.	Water Plant Oper II	6811	Surface	H9	B	\$ 18.38	\$ 9,557.60	\$ 1,752.73	\$ 108.57	\$ 47.81	\$ 138.59	\$ 4,133.97	\$ 133.07	\$ 6,314.74
San Nicolas, Joseph J	Water Plant Oper I	6811	Surface	G5	D	\$ 14.02	\$ 7,290.40	\$ 1,060.64	\$ 64.47	\$ 47.81	\$ 105.71	\$ 2,544.01	\$ 133.07	\$ 3,995.71
Tyguengco, Vincent Jon	WATER-SEWER MAINT WORKER I	6811	Surface	F10	A	\$ 14.57	\$ 7,576.40	\$ 695.24	\$ 60.06	\$ 47.81	\$ 109.86	\$ 2,226.66	\$ 133.07	\$ 3,272.70
Taitague, Shane D	WATER-SEWER MAINT WORKER I	6811	Surface	F10	A	\$ 14.57	\$ 7,576.40	\$ 380.25	\$ -	\$ 47.81	\$ 109.86	\$ 2,226.66	\$ 133.07	\$ 2,897.65
Flores, George V.	PUMPING STA LEADER	6812	Ground - Deepwell	I10	A	\$ 21.58	\$ 11,221.60	\$ 380.25	\$ -	\$ 47.81	\$ 162.71	\$ 3,726.84		\$ 4,317.61
Taitague, Garrick L.G.	WATER-SEWER MAINT WORKER II	6812	Ground - Deepwell	G19	D	\$ 24.48	\$ 12,729.60	\$ 854.91	\$ 108.57	\$ 47.81	\$ 184.58	\$ 5,060.06		\$ 6,255.93
Siguenza, Patrick A.F.	PUMPING STA OPER I	6812	Ground - Deepwell	F18	D	\$ 20.64	\$ 10,732.80	\$ 1,060.64	\$ 64.47	\$ 47.81	\$ 155.63	\$ 5,523.31		\$ 6,851.86
Naura, Peter J.D.	WATER-SEWER MAINT LEADER	6812	Ground - Deepwell	I10	B	\$ 21.80	\$ 11,336.00	\$ 122.13	\$ 15.51	\$ 47.81	\$ 164.37	\$ 3,715.74		\$ 4,065.56
Quinata, Pedro A.	WATER METER READER II	6812	Ground - Deepwell	F10	C	\$ 14.86	\$ 7,727.20	\$ -	\$ -	\$ 47.81	\$ 112.04	\$ 2,350.02	\$ 133.07	\$ 2,642.94
Taitague, Anthony Earl LG	WATER-SEWER MAINT WORKER I	6812	Ground - Deepwell	F15	A	\$ 17.78	\$ 9,245.60	\$ -	\$ -	\$ 47.81	\$ 134.06	\$ 2,817.47	\$ 133.07	\$ 3,132.41
Barcenilla, Zachary J.	WATER-SEWER MAINT WORKER I	6812	Ground - Deepwell	F9	D	\$ 14.42	\$ 7,498.40	\$ 1,558.65	\$ 101.64	\$ 47.81	\$ 108.73	\$ 2,283.89	\$ 133.07	\$ 4,233.79
Castro, Ignacio M.	EQUIP OPER LEADER II	6812	Ground - Deepwell	I5	A	\$ 17.69	\$ 9,198.80	\$ 1,624.47	\$ 108.57	\$ 47.81	\$ 133.38	\$ 2,813.56	\$ 133.07	\$ 4,860.86
Pangelinan, Vincent EC	Operations & Maint. Manager	6820	Distribution	O12	C	\$ 52.33	\$ 27,211.60	\$ 615.16	\$ 80.29	\$ 47.81	\$ 394.57	\$ 8,055.39	\$ 133.07	\$ 9,326.29
Guerrero, Timothy C.	PUMPING STA OPER I	6820	Booster Pump Sta - Ops - North	F11	C			\$ -	\$ -	\$ 47.81	\$ -	\$ -	\$ 40.39	\$ 88.20
Charrauros, Jonathan A.	WATER-SEWER MAINT WORKER I	6822	Booster Pump Sta - Ops - North	F14	C	\$ 17.43	\$ 9,063.60	\$ 1,752.73	\$ 108.57	\$ 47.81	\$ 131.42	\$ 2,764.53	\$ 133.07	\$ 4,938.13
Tedraotao, Frankie D.	PUMPING STA OPER I	6822	Booster Pump Sta - Ops - North	F8	B	\$ 13.59	\$ 7,066.80	\$ -	\$ -	\$ 51.95	\$ 102.47	\$ 2,157.80	\$ 133.07	\$ 2,445.29
Gagan, Gary George P.	PUMPING STA OPER II	6822	Booster Pump Sta - Ops - North	G9	D	\$ 16.44	\$ 8,548.80	\$ 695.24	\$ 60.06	\$ 47.81	\$ 123.96	\$ 2,595.76	\$ 133.07	\$ 3,655.90
Apigag, Severin Hilary A.	PUMPING STA OPER I	6822	Booster Pump Sta - Ops - North	F9	C	\$ 14.28	\$ 7,425.60	\$ 1,752.73	\$ 108.57	\$ 47.81	\$ 107.67	\$ 2,271.21	\$ 133.07	\$ 4,421.06
Bias, Melchor M.	PUMPING STA OPER II	6822	Booster Pump Sta - Ops - North	G7	D	\$ 15.19	\$ 7,898.80	\$ 380.25	\$ 60.06	\$ 47.81	\$ 114.53	\$ 2,390.25	\$ 133.07	\$ 3,125.97
Duenas, Mark Anthony A.	PUMPING STA OPER I	6822	Booster Pump Sta - Ops - North	F7	A	\$ 12.93	\$ 6,723.60	\$ -	\$ -	\$ 47.81	\$ 97.49	\$ 2,056.54	\$ 133.07	\$ 2,334.91
Sablán, Shane M.	TRADES HELPER	6822	Booster Pump Sta - Ops - North	D	\$ 9.50	\$ 4,940.00	\$ 1,060.64	\$ 64.47	\$ 47.81	\$ 71.63	\$ 1,510.98	\$ 133.07	\$ 2,888.60	\$ 7,828.60
Butcher, Devon M.	TRADES HELPER	6822	Booster Pump Sta - Ops - North	C	\$ 8.54	\$ 4,440.80	\$ 626.60	\$ 8.58	\$ 27.32	\$ 64.39	\$ 1,358.28	\$ 133.07	\$ 2,218.24	\$ 6,659.04
San Nicolas, Joaquin M.	WATER DIST SYS MANAGER	6823	Booster Pump Sta - Ops - South	M14	A	\$ 42.75	\$ 22,230.00	\$ 1,752.73	\$ 108.57	\$ 47.81	\$ 322.34	\$ 6,799.29	\$ 133.07	\$ 9,163.81
Lujan, Francis A.	PUMPING STA OPER II	6823	Booster Pump Sta - Ops - South	G16	C	\$ 21.51	\$ 11,185.20	\$ 380.25	\$ 60.06	\$ 47.81	\$ 162.19	\$ 5,290.27		\$ 5,940.58
Sanchez, John A.	PUMPING STA OPER I	6823	Booster Pump Sta - Ops - South	F18	D	\$ 20.64	\$ 10,732.80	\$ 380.25	\$ -	\$ 47.81	\$ 155.63	\$ 3,267.88	\$ 133.07	\$ 3,984.64
Tutubú, David U.	PUMPING STA LEADER	6823	Booster Pump Sta - Ops - South	I12	B	\$ 23.61	\$ 12,277.20	\$ 695.24	\$ 60.06	\$ 47.81	\$ 178.02	\$ 3,735.45	\$ 133.07	\$ 4,849.65
Benavente II, Michael J.	WATER-SEWER MAINT WORKER I	6823	Booster Pump Sta - Ops - South	F8	C	\$ 13.72	\$ 7,134.40	\$ 380.25	\$ 60.06	\$ 47.81	\$ 103.45	\$ 2,182.11	\$ 133.07	\$ 2,906.75

Alpha Name	Position Title	BU Unit	Description	Pay Grade	Grade Step	Hourly Rate	Qtr Salary	Medical Ins	Dental Ins	Life Ins	Medicare	Retirement	DCDD ER	Total BEN TOTAL
Paulino, Ken Jay	PUMPING STA OPER I	6823	Booster Pump Sta - Ops - South	F7	A	\$ 12.93	\$ 6,723.60	\$ 1,502.34	\$ 93.06	\$ 47.81	\$ 97.49	\$ 2,056.51	\$ 133.07	\$ 3,930.28
Chargualaf Jr., Benny E.	TRADES HELPER	6823	Booster Pump Sta - Ops - South	D	C	\$ 9.50	\$ 4,940.00	\$ 517.93	\$ 64.47	\$ 47.81	\$ 71.63	\$ 1,510.98	\$ 133.07	\$ 2,345.89
San Nicolas, Peter R.	TRADES HELPER	6823	Booster Pump Sta - Ops - South	C	C	\$ 8.54	\$ 4,440.80	\$ -	\$ -	\$ -	\$ 64.39	\$ 1,358.28	\$ 133.07	\$ 1,555.74
Castro, Eddie P.	WASTEWATER MAINT MECH II	6830	Line & Leak Repairs	G22	A	\$ 26.78	\$ 13,925.60	\$ 695.24	\$ -	\$ 47.81	\$ 201.92	\$ 4,243.71	\$ 133.07	\$ 5,321.75
Quintanilla, Michael P.M.	WATER-SEWER MAINT WORKER II	6830	Line & Leak Repairs	G19	D	\$ 24.48	\$ 12,729.60	\$ 695.24	\$ 60.06	\$ 47.81	\$ 184.58	\$ 4,127.99	\$ -	\$ 5,115.68
San Nicolas, Ronald D.	WATER-SEWER MAINT LEADER	6830	Line & Leak Repairs	I19	C	\$ 31.50	\$ 16,380.00	\$ 1,261.96	\$ 80.29	\$ 47.81	\$ 237.51	\$ 4,977.13	\$ -	\$ 6,604.70
Lujan, David F.	WATER-SEWER MAINT WORKER II	6830	Line & Leak Repairs	G17	B	\$ 22.16	\$ 11,523.20	\$ 1,752.73	\$ 108.57	\$ 47.81	\$ 167.09	\$ 3,849.69	\$ -	\$ 5,925.89
Nauta, Franklin I.	WATER-SEWER MAINT WORKER I	6830	Line & Leak Repairs	F8	C	\$ -	\$ -	\$ -	\$ -	\$ 47.81	\$ -	\$ -	\$ 40.39	\$ 88.20
Wilson Jr., Carl	WATER-SEWER MAINT WORKER I	6830	Line & Leak Repairs	F15	A	\$ 17.78	\$ 9,245.60	\$ -	\$ -	\$ 47.81	\$ 134.06	\$ 2,814.32	\$ 133.07	\$ 3,129.26
Santos, Glenn	WATER CONSTRUCTION/MAINT SUPT	6830	Line & Leak Repairs	M7	C	\$ -	\$ -	\$ -	\$ -	\$ 47.81	\$ -	\$ -	\$ 40.39	\$ 88.20
Asuncion, Raymond G.	WATER-SEWER MAINT WORKER I	6830	Line & Leak Repairs	F15	D	\$ 18.32	\$ 9,526.40	\$ -	\$ -	\$ 47.81	\$ 138.13	\$ 2,900.53	\$ 133.07	\$ 3,219.54
Quitugua, Peter S.	TRADES HELPER	6830	Line & Leak Repairs	D	D	\$ 11.44	\$ 5,948.80	\$ 517.93	\$ 64.47	\$ 47.81	\$ 86.26	\$ 1,819.51	\$ 133.07	\$ 2,669.05
Techaria, Mitchell J.	WATER-SEWER MAINT WORKER I	6830	Line & Leak Repairs	F12	C	\$ 16.09	\$ 8,366.80	\$ 1,060.64	\$ 64.47	\$ 47.81	\$ 121.32	\$ 2,545.72	\$ 133.07	\$ 3,973.03
Sanchez, Lance T.	WATER-SEWER MAINT WORKER I	6830	Line & Leak Repairs	F10	C	\$ 14.86	\$ 7,727.20	\$ 695.24	\$ 60.06	\$ 47.81	\$ 112.04	\$ 2,352.22	\$ 133.07	\$ 3,400.44
Orlino, Keith F.	WATER-SEWER MAINT WORKER I	6830	Line & Leak Repairs	F10	C	\$ 14.86	\$ 7,727.20	\$ 380.25	\$ 60.06	\$ 47.81	\$ 112.04	\$ 2,349.52	\$ 133.07	\$ 3,082.75
Tatague, Craig Joseph	TRADES HELPER	6830	Line & Leak Repairs	C	C	\$ 9.50	\$ 4,940.00	\$ 695.24	\$ 60.06	\$ 47.81	\$ 71.63	\$ 1,510.98	\$ 133.07	\$ 2,518.79
Benavente, Joseph M.	WATER-SEWER MAINT WORKER II	6834	Leak Detection	G17	C	\$ 22.39	\$ 11,642.80	\$ -	\$ -	\$ 47.81	\$ 168.82	\$ 3,538.86	\$ 133.07	\$ 3,888.56
Cruz, Javin G.	TRADES HELPER	6834	Leak Detection	C	C	\$ 8.54	\$ 4,440.80	\$ 695.24	\$ 60.06	\$ 47.81	\$ 64.39	\$ 1,358.28	\$ 133.07	\$ 2,358.85
Gerardo Jr., Roger A.	TRADES HELPER	6841	Disinfection - Ugun	D	D	\$ 9.50	\$ 4,940.00	\$ 1,060.64	\$ 64.47	\$ 47.81	\$ 71.63	\$ 1,510.98	\$ 133.07	\$ 2,888.60
Pangelinan, Jackie RF	WASTEWATER MAINT MECH I	6842	Disinfection - Deepwell	F13	B	\$ 16.58	\$ 8,621.60	\$ 595.92	\$ 51.48	\$ 47.81	\$ 125.01	\$ 2,625.88	\$ 133.07	\$ 3,579.17
Cruz, Peter T.	WATER-SEWER MAINT WORKER II	6842	Disinfection - Deepwell	G14	B	\$ 19.67	\$ 10,228.40	\$ -	\$ -	\$ 47.81	\$ 148.31	\$ 3,114.20	\$ 133.07	\$ 3,443.39
Pangelinan, Richard W.	WASTEWATER MAINT MECH I	6842	Disinfection - Deepwell	F14	D	\$ 17.60	\$ 9,152.00	\$ 380.25	\$ -	\$ 47.81	\$ 132.70	\$ 2,782.76	\$ 133.07	\$ 3,476.59
Pangelinan, Jason Gerard	WASTEWATER MAINT MECH I	6842	Disinfection - Deepwell	F7	A	\$ 12.93	\$ 6,723.60	\$ 380.25	\$ 60.06	\$ 47.81	\$ 97.49	\$ 2,084.09	\$ 133.07	\$ 2,802.77
Blake, Jr. Steven E.	WATER-SEWER MAINT WORKER I	6842	Disinfection - Deepwell	F9	D	\$ 14.42	\$ 7,498.40	\$ 652.23	\$ 60.06	\$ 47.81	\$ 108.73	\$ 2,282.63	\$ 133.07	\$ 3,284.53
Arceo, Tommy J.	TROUBLE DISPATCHER	6842	System Control Ctr (Dispatch)	G13	D	\$ 19.28	\$ 10,025.60	\$ 1,261.96	\$ 80.29	\$ 47.81	\$ 145.37	\$ 3,352.35	\$ 133.07	\$ 5,020.85
Quidachay, Timothy F.	TROUBLE DISPATCHER	6851	System Control Ctr (Dispatch)	G6	B	\$ 14.31	\$ 7,441.20	\$ 1,261.96	\$ 80.29	\$ 47.81	\$ 107.90	\$ 2,276.00	\$ 133.07	\$ 3,859.22
Guerrero, Eugene A.	TROUBLE DISPATCHER SUPERVISOR	6851	System Control Ctr (Dispatch)	G16	B	\$ 21.30	\$ 11,076.00	\$ 1,060.64	\$ 64.47	\$ 47.81	\$ 160.60	\$ 3,462.86	\$ 133.07	\$ 4,929.45
Mikel, Kathleen S.	WATER-SEWER MAINT LEADER	6851	System Control Ctr (Dispatch)	J14	B	\$ 29.14	\$ 15,152.80	\$ 695.24	\$ 60.06	\$ 47.81	\$ 219.72	\$ 4,601.91	\$ 133.07	\$ 5,757.81
Manjona, Frankie B.	PUMPING STA OPER II	6851	System Control Ctr (Dispatch)	I6	C	\$ 18.78	\$ 9,765.60	\$ 151.52	\$ 9.21	\$ 47.81	\$ 141.60	\$ 3,719.35	\$ 133.07	\$ 4,202.56
Diaz, Jeremiah Frank B.	PLANT INST TECH II	6851	System Control Ctr (Dispatch)	G8	A	\$ 15.34	\$ 7,976.80	\$ 380.25	\$ 60.06	\$ 47.81	\$ 115.66	\$ 3,282.95	\$ 133.07	\$ 4,019.80
			System Control Ctr (Dispatch)	I10	C	\$ 22.02	\$ 11,450.40	\$ 1,060.64	\$ 64.47	\$ 47.81	\$ 166.03	\$ 4,543.23	\$ 133.07	\$ 6,015.25

Alpha Name	Position Title	BU	Description	Pay Grade	Grade Step	Hrly Rate	Qtr Salary	Medical Ins	Dental Ins	Life Ins	Medicare	Retirement	DCDD ER	Total BEN TOTAL
Herrero, Jonathan James	TROUBLE DISPATCHER	6851	System Control Ctr (Dispatch)	G14	D	\$ 20.06	\$ 10,431.20	\$ 1,752.73	\$ 108.57	\$ 47.81	\$ 151.25	\$ 3,388.52	\$ 133.07	\$ 5,551.95
Cruz, Brandon A.	WASTEWATER MAINT MECH I	6851	System Control Ctr (Dispatch)	F11	B	\$ 13.31	\$ 7,961.20	\$ -	\$ -	\$ 47.81	\$ 115.44	\$ 3,220.26	\$ 133.07	\$ 3,516.58
Diaz, James N.	TROUBLE DISPATCHER	6851	System Control Ctr (Dispatch)	G9	D	\$ 16.44	\$ 8,548.80	\$ 517.93	\$ 64.47	\$ 47.81	\$ 123.96	\$ 2,605.22	\$ 133.07	\$ 3,492.46
Arceo, Erik F.	TRADES HELPER	6851	System Control Ctr (Dispatch)	D		\$ 9.50	\$ 4,940.00	\$ 1,159.51	\$ 70.77	\$ 47.81	\$ 71.63	\$ 1,510.98	\$ 133.07	\$ 2,993.77
Vicente, Neal Keanu P.	TROUBLE DISPATCHER	6851	System Control Ctr (Dispatch)	G6	B	\$ 14.31	\$ 7,441.20	\$ 1,060.64	\$ 64.47	\$ 40.98	\$ 107.90	\$ 2,276.00	\$ 133.07	\$ 3,683.06
Borja, Peter J.	HEAVY EQUIP MECH SUPERVISOR	6852	FMES - Transportation	K12	A	\$ 30.38	\$ 15,797.60	\$ 1,752.73	\$ 108.57	\$ 47.81	\$ 229.07	\$ 4,992.70	\$ -	\$ 7,130.88
Cruz, Jose B.	HEAVY EQUIP MECH II	6852	FMES - Transportation	I11	D	\$ 23.14	\$ 12,032.80	\$ 695.24	\$ 60.06	\$ 47.81	\$ 174.48	\$ 3,856.70	\$ -	\$ 4,814.29
Quenga, Bill A.	EQUIP OPER IV	6852	FMES - Transportation	G9	B	\$ 16.12	\$ 8,382.40	\$ -	\$ -	\$ 47.81	\$ 121.54	\$ 2,463.67	\$ 133.07	\$ 2,766.09
Sablán, Michael M.	EQUIP OPER LEADER II	6852	FMES - Transportation	I7	C	\$ 19.54	\$ 10,160.80	\$ -	\$ -	\$ 47.81	\$ 147.33	\$ 3,107.82	\$ 133.07	\$ 3,436.03
Chargualaf, Benny E.	EQUIP OPER SUPV	6852	FMES - Transportation	J7	A	\$ 21.84	\$ 11,356.80	\$ 854.91	\$ 108.57	\$ 47.81	\$ 164.67	\$ 3,473.60	\$ 133.07	\$ 4,782.63
Selleck, Lauris Eldon	TRADES HELPER	6852	FMES - Transportation	D		\$ 11.44	\$ 5,948.80	\$ 380.25	\$ -	\$ 47.81	\$ 86.26	\$ 1,819.51	\$ 133.07	\$ 2,466.90
Illiau, Charlene	BUILDING CUSTODIAN	6852	FMES - Transportation	C		\$ 10.68	\$ 5,553.60	\$ 517.93	\$ 64.47	\$ 47.81	\$ 80.53	\$ 1,719.19	\$ 133.07	\$ 2,563.00
Lujan, Paul Q.	Equipment Maintenance Superin	6852	FMES - Transportation	M9	C	\$ 35.74	\$ 18,584.80	\$ 380.25	\$ 60.06	\$ 47.81	\$ 269.48	\$ 5,464.37	\$ 133.07	\$ 6,575.04
Chargualaf, Roy R.	HEAVY EQUIP MECH LEADER	6852	FMES - Transportation	J9	D	\$ 24.36	\$ 12,667.20	\$ 1,752.73	\$ 108.57	\$ 47.81	\$ 183.67	\$ 3,874.40	\$ 133.07	\$ 6,100.25
Chargualaf, David B.	EQUIP OPER III	6852	FMES - Transportation	F8	A	\$ 13.45	\$ 6,994.00	\$ 1,261.96	\$ 80.29	\$ 47.81	\$ 101.41	\$ 1,588.05	\$ 133.07	\$ 3,212.59
Miner, Joseph B.	HEAVY EQUIP MECH II	6852	FMES - Transportation	I5	C	\$ 18.04	\$ 9,380.80	\$ 1,752.73	\$ 108.57	\$ 47.81	\$ 136.02	\$ 2,869.26	\$ 133.07	\$ 5,047.46
Hufnager, Lito V.	ELECTRICIAN II	6852	FMES - Transportation	I9	D	\$ 21.37	\$ 11,112.40	\$ 615.16	\$ 80.29	\$ 47.81	\$ 161.13	\$ 3,380.29	\$ 133.07	\$ 4,417.75
Hahnli, Eric A.	HEAVY EQUIP MECH LEADER	6852	FMES - Transportation	J5	D	\$ 20.78	\$ 10,805.60	\$ 1,502.34	\$ 93.06	\$ 47.81	\$ 156.68	\$ 2,415.57	\$ 133.07	\$ 4,348.53
Parke, Albert, John B.	HEAVY EQUIP MECH I	6852	FMES - Transportation	G6	B	\$ 14.31	\$ 7,441.20	\$ 1,752.73	\$ 108.57	\$ 47.81	\$ 107.90	\$ 2,266.02	\$ 133.07	\$ 4,416.10
Jardel, Victor A.	ELECTRICIAN II	6852	Electrical Group	I14	D	\$ 26.08	\$ 13,561.60	\$ 1,261.96	\$ 80.29	\$ 47.81	\$ 196.64	\$ 4,123.37	\$ 133.07	\$ 5,843.14
Quichocho, Edward M.	ELECTRICIAN LEADER	6853	Electrical Group	J10	B	\$ 24.85	\$ 12,922.00	\$ 517.93	\$ -	\$ 47.81	\$ 187.37	\$ 5,081.26	\$ 133.07	\$ 5,967.44
Santos, Mancini Liam G.	PLANT INST TECH II	6853	Electrical Group	I11	D	\$ 23.14	\$ 12,032.80	\$ 380.25	\$ 60.06	\$ 47.81	\$ 174.48	\$ 3,502.26	\$ 133.07	\$ 4,297.93
Hoover, Matthew E.	PLANT INST TECH II	6853	Electrical Group	I11	D	\$ 23.14	\$ 12,032.80	\$ 1,261.96	\$ 80.29	\$ 47.81	\$ 174.48	\$ 3,658.69	\$ 133.07	\$ 5,356.30
Santos, Manz Lio G.	Apprentice-IT	6853	Electrical Group			\$ 17.17	\$ 8,928.40	\$ 1,060.64	\$ 64.47	\$ 47.81	\$ 129.46	\$ 3,468.99	\$ 133.07	\$ 4,904.44
Foster, Evarand P.S.	Apprentice-IT	6853	Electrical Group			\$ 15.20	\$ 7,904.00	\$ 380.25	\$ 60.06	\$ 47.81	\$ 114.61	\$ 2,166.23	\$ 133.07	\$ 2,902.03
Obermeyer, Christopher D.	Apprentice Trainee	6853	Electrical Group			\$ 17.17	\$ 8,928.40	\$ 695.24	\$ 60.06	\$ 47.81	\$ 129.46	\$ 3,934.98	\$ 133.07	\$ 5,000.62
Ricabar, Arthur M.	ELECTRICIAN II	6853	Electrical Group	I9	D	\$ 21.37	\$ 11,112.40	\$ 1,752.73	\$ 15.51	\$ 47.81	\$ 161.13	\$ 3,378.71	\$ 133.07	\$ 5,488.96
Santos, Rudy M.	ELECTRICIAN II	6853	Electrical Group	I9	C	\$ 21.16	\$ 11,003.20	\$ 1,752.73	\$ -	\$ 47.81	\$ 159.55	\$ 3,354.99	\$ 133.07	\$ 5,448.15
Guerrero, Doris A.	ADMINISTRATIVE OFFICER	6905	Administration	H18	C	\$ 26.56	\$ 13,811.20	\$ 1,576.33	\$ 93.06	\$ 47.81	\$ -	\$ 4,284.22	\$ -	\$ 6,001.42
Bias, Angenima R.	TRADES HELPER	6905	Administration	D		\$ 9.50	\$ 4,940.00	\$ 380.25	\$ 60.06	\$ 47.81	\$ 71.63	\$ 1,603.52	\$ 133.07	\$ 2,296.34
Chargualaf, JR, Anthony P.	Operations & Maint. Manager	6910	Collection	O12	A	\$ 51.30	\$ 26,676.00	\$ 854.91	\$ 108.57	\$ 47.81	\$ 386.80	\$ 8,346.98	\$ -	\$ 9,745.07

Alpha		BU		DCDD										
Name	Position Title	Unit	Description	Pay Grade	Grade Step	Hrly Rate	Qtr Salary	Medical Ins	Dental Ins	Life Ins	Medicare	Retirement	ER	Total BEN TOTAL
Borja, Jeffrey M.	SEWER PLANT OPER II	6914	Sewer Pump Sta - Central	G16	A	\$ 21.09	\$ 10,966.80	\$ 1,752.73	\$ 108.57	\$ 47.81	\$ 159.02	\$ 3,588.60		\$ 5,656.73
Bias, John K. T.	PUMPING STA SUPERVISOR	6914	Sewer Pump Sta - Central	K12	C	\$ 30.99	\$ 16,114.80	\$ 1,261.96	\$ 80.29	\$ 47.81	\$ 233.66	\$ 4,928.88	\$ 133.07	\$ 6,685.67
Abby, Stuart Lee	WATER-SEWER MAINT LEADER	6914	Sewer Pump Sta - Central	16	C	\$ 18.78	\$ 9,765.60	\$ 1,752.73	\$ 108.57	\$ 47.81	\$ 141.60	\$ 2,986.95	\$ 133.07	\$ 5,170.73
Quinata, Jake Terrance	WATER-SEWER MAINT LEADER	6914	Sewer Pump Sta - Central	16	C	\$ 18.78	\$ 9,765.60	\$ 854.91	\$ 108.57	\$ 47.81	\$ 141.60	\$ 2,986.95	\$ 133.07	\$ 4,272.91
Lunod, Curtis Jerome I.	PUMPING STA OPER II	6914	Sewer Pump Sta - Central	G7	D	\$ 15.19	\$ 7,898.80	\$ 1,060.64	\$ 64.47	\$ 47.81	\$ 114.53	\$ 2,395.57	\$ 133.07	\$ 3,816.09
Soungose, Peter L.	PUMPING STA OPER II	6915	Sewer Pump Sta - Northern	G18	C	\$ 23.29	\$ 12,110.80	\$ 1,261.96	\$ 80.29	\$ 47.81	\$ 175.61	\$ 3,704.25	\$ 133.07	\$ 5,402.99
Quinata, Anthony A.	PUMPING STA LEADER	6915	Sewer Pump Sta - Northern	123	A	\$ 36.20	\$ 18,824.00	\$ 695.24	\$ 60.06	\$ 47.81	\$ 272.95	\$ 5,757.52	\$ 133.07	\$ 6,966.65
Agnon, Edward A	PUMPING STA SUPERVISOR	6915	Sewer Pump Sta - Northern	K20	D	\$ 43.03	\$ 22,375.60	\$ 1,752.73	\$ 108.57	\$ 47.81	\$ 324.45	\$ 6,843.84	\$ 133.07	\$ 9,210.47
Quintanilla, George S	WASTEWATER MAINT MECH I	6915	Sewer Pump Sta - Northern	F10	B	\$ 14.71	\$ 7,649.20	\$ 1,752.73	\$ 108.57	\$ 47.81	\$ 110.91	\$ 2,348.31	\$ 133.07	\$ 4,501.40
Gulie Jr., Gary Allen	PUMPING STA OPER II	6915	Sewer Pump Sta - Northern	G8	C	\$ 15.65	\$ 8,138.00	\$ 1,752.73	\$ 108.57	\$ 47.81	\$ 118.00	\$ 2,489.09	\$ 133.07	\$ 4,649.27
Mendiola, Bryan R.	WASTEWATER MAINT MECH II	6915	Sewer Pump Sta - Northern	G9	D	\$ 16.44	\$ 8,548.80	\$ 1,752.73	\$ 108.57	\$ 47.81	\$ 123.96	\$ 2,603.78	\$ 133.07	\$ 4,769.92
Munoz, Randy M.	PUMPING STA OPER II	6915	Sewer Pump Sta - Northern	G7	D	\$ 15.19	\$ 7,898.80	\$ 1,752.73	\$ 108.57	\$ 47.81	\$ 114.53	\$ 2,392.88	\$ 133.07	\$ 4,549.59
Topasana, Henry S.	SEWER PLANT OPER II	6916	Sewer Pump Sta - Southern	G20	C	\$ 25.22	\$ 13,114.40	\$ 1,752.73	\$ 108.57	\$ 47.81	\$ 190.16	\$ 3,998.83	\$ 133.07	\$ 6,231.17
Tudela, Jason Henry S.	WASTEWATER MAINT MECH II	6916	Sewer Pump Sta - Southern	G10	D	\$ 17.11	\$ 8,897.20	\$ 1,060.64	\$ 64.47	\$ 47.81	\$ 129.01	\$ 2,563.85	\$ 133.07	\$ 3,998.85
Mantanoa, James C.	WASTEWATER MAINT MECH I	6916	Sewer Pump Sta - Southern	F6	D	\$ 12.80	\$ 6,656.00	\$ 695.24	\$ 60.06	\$ 47.81	\$ 96.51	\$ 2,252.75	\$ 133.07	\$ 3,285.44
Sablun, Frank J.	WATER-SEWER MAINT LEADER	6917	CCTV - Cleaning	16	C	\$ 18.78	\$ 9,765.60	\$ -	\$ -	\$ 47.81	\$ 141.60	\$ 2,957.75	\$ 133.07	\$ 3,280.23
Agnon, Joseph Anthony C.	WASTEWATER MAINT MECH I	6917	CCTV - Cleaning	F9	D	\$ 14.42	\$ 7,498.40	\$ 1,060.64	\$ 64.47	\$ 47.81	\$ 108.73	\$ 2,182.11	\$ 133.07	\$ 3,596.83
Bias, Jay/Ryan T.	WATER-SEWER MAINT WORKER I	6917	CCTV - Cleaning	F10	C	\$ 14.86	\$ 7,727.20	\$ 854.91	\$ 108.57	\$ 47.81	\$ 112.04	\$ 2,248.96	\$ 133.07	\$ 3,505.36
Lujan, Jonathan J.	PUMPING STA OPER I	6917	CCTV - Cleaning	F7	A	\$ 12.93	\$ 6,723.60	\$ -	\$ -	\$ 47.81	\$ 97.49	\$ 2,117.54	\$ 133.07	\$ 2,395.91
Paulino, Craig J.T.	TRADES HELPER	6917	CCTV - Cleaning	D		\$ 9.86	\$ 5,127.20	\$ 1,502.34	\$ 93.06	\$ 47.81	\$ 74.34	\$ 1,510.98	\$ 133.07	\$ 3,361.60
Torres, Brian K.	PUMPING STA SUPERVISOR	6918	CCTV - Inspections	K13	A	\$ 31.61	\$ 16,437.20	\$ 1,752.73	\$ 108.57	\$ 47.81	\$ 238.34	\$ 5,027.51	\$ 133.07	\$ 7,308.03
Mantanoa, Lance JD	WATER-SEWER MAINT WORKER I	6918	CCTV - Inspections	F10	C	\$ 14.86	\$ 7,727.20	\$ 380.25	\$ 60.06	\$ 47.81	\$ 112.04	\$ 2,248.96	\$ 133.07	\$ 2,982.19
Taitano, Justin Peter S.	TRADES HELPER	6918	CCTV - Inspections	D		\$ 9.50	\$ 4,940.00	\$ -	\$ -	\$ 47.81	\$ 71.63	\$ 1,510.98	\$ 133.07	\$ 1,763.49
Meno, Frankie R.	WASTEWATER MAINT MECH SUPV	6930	Maintenance	K14	A	\$ 32.89	\$ 17,102.80	\$ -	\$ -	\$ 47.81	\$ 247.99	\$ 5,231.11		\$ 5,526.91
Agnon, Steven T.	WASTEWATER MAINT MECH II	6930	Maintenance	G20	A	\$ 24.73	\$ 12,859.60	\$ 1,752.73	\$ 108.57	\$ 47.81	\$ 186.46	\$ 4,807.72		\$ 6,903.29
Nangautia, James C.	WASTEWATER MAINT MECH LEADER	6930	Maintenance	I11	C	\$ 22.91	\$ 11,913.20	\$ 1,261.96	\$ 80.29	\$ 47.81	\$ 172.74	\$ 3,875.85		\$ 5,438.65
Castro, Peter B.	WATER-SEWER MAINT LEADER	6930	Maintenance	16	C	\$ 18.78	\$ 9,765.60	\$ 1,261.96	\$ -	\$ 47.81	\$ 141.60	\$ 2,957.30	\$ 133.07	\$ 4,541.74
Cruz, Michelangelo Paul A.	WATER-SEWER MAINT LEADER	6930	Maintenance	18	B	\$ 20.13	\$ 10,467.60	\$ -	\$ -	\$ 47.81	\$ 151.78	\$ 3,177.83	\$ 133.07	\$ 3,510.49
Mercado, Roger P.	PLANT INST TECH LEADER	6930	Maintenance	J15	C	\$ 30.63	\$ 15,927.60	\$ 380.25	\$ -	\$ 47.81	\$ 230.95	\$ 4,871.69	\$ 133.07	\$ 5,663.77
Duenas, Jeralie JT	WASTEWATER MAINT MECH I	6930	Maintenance	F11	D	\$ 15.62	\$ 8,122.40	\$ 1,752.73	\$ 108.57	\$ 47.81	\$ 117.77	\$ 2,473.05	\$ 133.07	\$ 4,633.00
Parinas, Felix O.	ELECTRICIAN II	6930	Maintenance	I14	A	\$ 25.31	\$ 13,161.20	\$ 983.11	\$ 64.47	\$ 47.81	\$ 190.84	\$ 4,007.74	\$ 133.07	\$ 5,427.04

Alpha	BU	Unit	Position Title	Description	Pay Grade	Grade Step	Hrly Rate	Qtr Salary	Medical Ins	Dental Ins	Life Ins	Medicare	Retirement	DCDD ER	Total BEN TOTAL	
Lotoc, Bernardo P.		6930	ELECTRICIAN II	Maintenance	I13	B	\$ 24.56	\$ 12,771.20	\$ 1,752.73	\$ -	\$ 47.81	\$ 185.18	\$ 3,889.22	\$ 133.07	\$ 6,008.01	\$ 18,779.21
Fletcher, David A.		6940	Operations & Maint. Manager	Treatment	O9	D	\$ 46.91	\$ 24,393.20	\$ 517.93	\$ 64.47	\$ 47.81	\$ 353.70	\$ 7,460.95	\$ 133.07	\$ 8,577.93	\$ 32,971.13
Padrones, Peter J.		6941	WASTEWATER MAINT MECH II	Treatment - Central	G23	D	\$ 28.71	\$ 14,929.20	\$ 695.24	\$ 60.06	\$ 47.81	\$ 216.47	\$ 4,539.14	\$ 133.07	\$ 5,691.79	\$ 20,620.99
Untalan, Paul C.		6941	SEWER PLANT LEADER	Treatment - Central	I10	C	\$ 22.02	\$ 11,450.40	\$ 854.91	\$ 108.57	\$ 47.81	\$ 166.03	\$ 3,699.14	\$ -	\$ 4,876.46	\$ 16,326.86
Chargualaf, Franke E.		6941	EQUIP OPER II	Treatment - Central	E11	B	\$ 13.43	\$ 6,983.60	\$ 854.91	\$ 108.57	\$ 47.81	\$ 101.26	\$ 2,053.33	\$ 133.07	\$ 3,298.95	\$ 10,282.55
Gutierrez, Arthur L.		6941	SEWER PLANT SUPLY	Treatment - Central	K11	A	\$ 29.19	\$ 15,178.80	\$ 854.91	\$ 108.57	\$ 47.81	\$ 220.09	\$ 4,642.60	\$ 133.07	\$ 6,007.05	\$ 21,185.85
Dahill, Betty Liz		6941	SEWER PLANT OPER I	Treatment - Central	F12	C	\$ 16.09	\$ 8,366.80	\$ 695.24	\$ 60.06	\$ 47.81	\$ 121.32	\$ 2,458.86	\$ 133.07	\$ 3,516.36	\$ 11,883.16
Dimapan, Joseph A.		6941	WATER-SEWER MAINT LEADER	Treatment - Central	I6	C	\$ 18.78	\$ 9,765.60	\$ -	\$ -	\$ 47.81	\$ 141.60	\$ 2,986.95	\$ 133.07	\$ 3,309.43	\$ 13,075.03
Duenas, Derek R.		6941	TRADES HELPER	Treatment - Central	C	C	\$ 8.54	\$ 4,440.80	\$ 695.24	\$ 60.06	\$ 47.81	\$ 64.39	\$ 1,358.28	\$ 133.07	\$ 2,358.85	\$ 6,799.65
Agnon, Benny T.		6942	SEWER PLANT OPER I	Treatment - Northern	F14	A	\$ 17.08	\$ 8,881.60	\$ -	\$ -	\$ 47.81	\$ 128.78	\$ 2,710.22	\$ -	\$ 2,886.81	\$ 11,768.41
Flores, Ricky H		6942	WATER-SEWER MAINT WORKER II	Treatment - Northern	G20	B	\$ 24.98	\$ 12,989.60	\$ -	\$ -	\$ 47.81	\$ 188.35	\$ 4,005.68	\$ -	\$ 4,241.84	\$ 17,231.44
Agnon, Daniel A.		6942	WASTEWATER PLANT SUPT	Treatment - Northern	M7	C	\$ 33.00	\$ 17,160.00	\$ 1,752.73	\$ 108.57	\$ 47.81	\$ 248.82	\$ 5,248.56	\$ 133.07	\$ 7,539.56	\$ 24,699.56
Mendiola Jr., Victor Cabrera		6942	SEWER PLANT OPER II	Treatment - Northern	G9	C	\$ 16.28	\$ 8,465.60	\$ 380.25	\$ 60.06	\$ 47.81	\$ 122.75	\$ 2,576.02	\$ 133.07	\$ 3,319.96	\$ 11,785.56
Taitano, Joey A.		6942	SEWER PLANT OPER II	Treatment - Northern	G10	C	\$ 16.94	\$ 8,808.80	\$ 983.11	\$ 64.47	\$ 47.81	\$ 127.73	\$ 2,685.96	\$ 133.07	\$ 4,042.15	\$ 12,850.95
Sablau, Annie Therese H.		6942	SEWER PLANT OPER I	Treatment - Northern	F9	A	\$ 14.00	\$ 7,280.00	\$ -	\$ -	\$ 47.81	\$ 105.56	\$ 2,218.80	\$ 133.07	\$ 2,505.24	\$ 9,785.24
Agnon, Eric M.		6942	TRADES HELPER	Treatment - Northern	C	C	\$ 8.54	\$ 4,440.80	\$ 695.24	\$ 60.06	\$ 47.81	\$ 64.39	\$ 1,358.28	\$ 133.07	\$ 2,358.85	\$ 6,799.65
Illiau, Jacinto J.		6942	TRADES HELPER	Treatment - Northern	C	C	\$ 8.54	\$ 4,440.80	\$ -	\$ -	\$ 47.81	\$ 64.39	\$ 1,358.28	\$ 133.07	\$ 1,603.55	\$ 6,044.35
Kaneshiro, Derek H.		6943	SEWER PLANT LEADER	Treatment - Southern	I13	B	\$ 24.56	\$ 12,771.20	\$ 606.08	\$ 36.84	\$ 27.32	\$ 185.18	\$ 2,246.36	\$ -	\$ 3,101.78	\$ 15,872.98
Tallada, Zambales R.		6943	SEWER PLANT LEADER	Treatment - Southern	I16	C	\$ 27.96	\$ 14,539.20	\$ 789.09	\$ -	\$ 47.81	\$ 210.82	\$ 4,446.96	\$ 133.07	\$ 5,627.75	\$ 20,166.95
Sanchez, Francisco C.		6943	SEWER PLANT OPER II	Treatment - Southern	G13	B	\$ 18.90	\$ 9,828.00	\$ 1,752.73	\$ 108.57	\$ 47.81	\$ 142.51	\$ 2,859.66	\$ 133.07	\$ 5,044.35	\$ 14,872.35
Barcinas, Benbenido M.		6943	SEWER PLANT OPER II	Treatment - Southern	G17	D	\$ 22.61	\$ 11,757.20	\$ 1,752.73	\$ 108.57	\$ 47.81	\$ 170.48	\$ 3,613.04	\$ 133.07	\$ 5,825.70	\$ 17,582.90
San Nicolas, Gerard T.		6943	TRADES HELPER	Treatment - Southern	C	C	\$ 8.54	\$ 4,440.80	\$ 615.16	\$ 80.29	\$ 47.81	\$ 64.39	\$ 1,339.04	\$ 133.07	\$ 2,279.76	\$ 6,720.56