

COPY



GUAM WATERWORKS AUTHORITY

Gloria B. Nelson Public Service Building
688 Route 15, Mangilao, Guam 96913
(671)300-6073-76

VIA HAND DELIVERY

JUN 28 2015

The Honorable Judith T. Won Pat, Ed.D
Speaker, 33rd Guam Legislature
33rd Guam Legislature
155 Hessler Place
Hagatna, Guam 96910


RE: Guam Waterworks Authority's Staffing Report for 3rd Quarter, FY2015

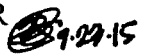
Dear Speaker Won Pat,

Attached herewith is Guam Waterworks Authority's Staffing Report for the 3rd Quarter, FY2015.


If you have any questions please contact our Personnel Services Division at 300-6073-76.

Sincerely,


7/24/2015
MARK G. MILLER
INTERIM GENERAL MANAGER



xc: Personnel Services Division File

Office of the Speaker
Judith T. Won Pat, Ed.D
Date: 28 JULY 2015
Time: 1:11
Received By: 



GUAM WATERWORKS AUTHORITY

3rd QTR 2015

BUS UNIT	DESCRIPTION	NAME	POSITION TITLE	PAY GRADE	GRADE STEP	HRLY RATE	SALARY ANNUAL	SALARY QTR	MED	DEN	LIFE INS	HEALTHCARE	RET	DCDD	TOTAL BEN	TOTAL
2105	Admin -GM	Borja, Ann D.	MANAGEMENT ANALYST IV	K10	D	\$ 28.90	\$ 60,112.00	\$ 15,028.00	\$ 695.24	\$ 60.06	\$ 47.81	\$ 54.48	\$ 4,520.36	\$ 133.07	\$ 5,511.02	\$ 20,539.02
2105	Admin -GM	Claveria, Joseph P.	SENIOR REGULATORY ANALYST	N9	A	\$ 39.94	\$ 83,075.20	\$ 20,768.80	\$ -	\$ -	\$ 47.81	\$ 75.29	\$ 6,676.39	\$ -	\$ 6,799.49	\$ 27,568.29
2105	Admin -GM	Illiau, Charlene	BUILDING SUPERVISOR	C		\$ 10.29	\$ 21,403.20	\$ 5,350.80	\$ 517.93	\$ 64.47	\$ 47.81	\$ 19.40	\$ 1,860.73	\$ 133.07	\$ 2,643.41	\$ 7,994.21
2105	Admin -GM	Gunataoao, Elizabeth H.	ADMINISTRATIVE ASSISTANT	J		\$ 14.94	\$ 31,075.20	\$ 7,768.80	\$ 1,060.64	\$ 64.47	\$ 47.81	\$ 28.16	\$ 2,497.39	\$ 133.07	\$ 3,831.54	\$ 11,600.34
2105	Admin -GM	Beleno, Kathleen B.	MANAGEMENT ANALYST IV	K9	C	\$ 27.50	\$ 57,200.00	\$ 14,300.00	\$ 1,752.73	\$ 108.57	\$ 47.81	\$ 51.84	\$ 4,372.90	\$ 133.07	\$ 6,466.92	\$ 20,766.92
2105	Admin -GM	Duenas, Vincent Jon G.	Internal Auditor	M7	C	\$ 33.00	\$ 68,640.00	\$ 17,160.00	\$ 854.91	\$ 108.57	\$ 47.81	\$ 62.21	\$ 5,516.28	\$ 133.07	\$ 6,722.85	\$ 23,882.85
2107	Legal	Taylor, Samuel J	STAFF ATTORNEY	F5		\$ 54.50	\$ 113,360.00	\$ 28,340.00	\$ -	\$ -	\$ 47.81	\$ 102.73	\$ 9,110.22	\$ 133.07	\$ 9,393.83	\$ 37,733.83
2107	Legal	Acrafile, Antonette Dione	Legal Secretary II	F5	C	\$ 12.18	\$ 25,334.40	\$ 6,333.60	\$ 303.04	\$ 18.42		\$ 22.96	\$ 872.58	\$ 76.04	\$ 1,293.04	\$ 7,626.64
2405	Personnel	Adams, Julie C.	PERSONNEL SPECIALIST IV	K14	C	\$ 33.55	\$ 69,784.00	\$ 17,446.00	\$ 1,060.64	\$ 64.47	\$ 47.81	\$ 63.24	\$ 5,608.19	\$ 133.07	\$ 6,977.42	\$ 24,423.42
2405	Personnel	Evangetista, Josephita Castro	PERSONNEL SPECIALIST III	J14	D	\$ 29.73	\$ 61,838.40	\$ 15,459.60	\$ -	\$ -	\$ 47.81	\$ 56.04	\$ 5,395.59	\$ 133.07	\$ 5,632.51	\$ 21,092.11
2405	Personnel	Bermudez, Julius G.	PERSONNEL SPECIALIST II	I7	D	\$ 19.74	\$ 41,059.20	\$ 10,264.80	\$ 517.93	\$ 64.47	\$ 47.81	\$ 37.21	\$ 3,473.03	\$ 133.07	\$ 4,273.52	\$ 14,538.32
2405	Personnel	Pangellian-Charfauros, Zina	PERSONNEL SVC ADMINISTRATOR	M8	C	\$ 34.34	\$ 71,427.20	\$ 17,856.80	\$ 695.24	\$ 60.06	\$ 47.81	\$ 64.73	\$ 5,740.28	\$ 133.07	\$ 6,741.19	\$ 24,597.99
2601	Compliance & Safety	Matanane, Anita M.	ADMINISTRATIVE ASSISTANT	J		\$ 23.24	\$ 48,339.20	\$ 12,084.80	\$ 394.17	\$ 60.06	\$ 47.81	\$ 43.81	\$ 3,884.79	\$ 133.07	\$ 4,563.71	\$ 16,648.51
2601	Compliance & Safety	Kemp, Paul J	Assistant GM Compliance/Safety	N15	D	\$ 52.25	\$ 108,680.00	\$ 27,170.00	\$ 1,752.73	\$ 108.57	\$ 47.81	\$ 98.49	\$ 8,734.11	\$ 133.07	\$ 10,874.78	\$ 38,044.78
2601	Compliance & Safety	Schable, Melissa B.	Source Control Manager	M8	A	\$ 33.67	\$ 70,033.60	\$ 17,508.40	\$ 1,752.73	\$ 108.57	\$ 47.81	\$ 63.47	\$ 6,110.01	\$ 133.07	\$ 8,215.66	\$ 25,724.06
2601	Compliance & Safety	Tenorio, Wade T.	SAFETY INSPECTOR SUPERVISOR	K12	A	\$ 30.38	\$ 63,190.40	\$ 15,797.60	\$ -	\$ -	\$ 47.81	\$ 57.27	\$ 5,427.87	\$ 133.07	\$ 5,666.02	\$ 21,463.62
2601	Compliance & Safety	Lujan, Evangelina C.D.	SENIOR REGULATORY ANALYST	N9	A	\$ 39.94	\$ 83,075.20	\$ 20,768.80	\$ 854.91	\$ 108.57	\$ 47.81	\$ 75.29	\$ 6,676.39	\$ -	\$ 7,762.97	\$ 28,531.77
2605	Admin -Lab	Duenas Jr., Augustin B.	LAB TECH II	H11	C	\$ 20.10	\$ 41,808.00	\$ 10,452.00	\$ 1,060.64	\$ 64.47	\$ 47.81	\$ 37.89	\$ 2,575.72	\$ -	\$ 3,786.53	\$ 14,238.53
2605	Admin -Lab	Lizama, Francis A.	LAB TECH SUPERVISOR	K11	A	\$ 29.19	\$ 60,715.20	\$ 15,178.80	\$ 695.24	\$ 60.06	\$ 47.81	\$ -	\$ 4,879.42	\$ -	\$ 5,682.53	\$ 20,861.33
2605	Admin -Lab	Villagomez, Rodney J.	LAB TECH II	H10	A	\$ 18.93	\$ 39,374.40	\$ 9,843.60	\$ 1,752.73	\$ 108.57	\$ 47.81	\$ 35.68	\$ 3,379.45	\$ -	\$ 5,324.24	\$ 15,167.84
2605	Admin -Lab	Stan-Denton, Carmen M.	MONITORING LAB SVC ADM	N12	C	\$ 45.91	\$ 95,492.80	\$ 23,873.20	\$ 394.17	\$ 60.06	\$ 47.81	\$ -	\$ 7,674.31	\$ -	\$ 8,176.35	\$ 32,049.55
2605	Admin -Lab	Perez, NTasha L.	BIOLOGIST III	K8	C	\$ 26.43	\$ 54,974.40	\$ 13,743.60	\$ 1,752.73	\$ 108.57	\$ 47.81	\$ 49.82	\$ 4,647.13	\$ 133.07	\$ 6,739.13	\$ 20,482.73
2605	Admin -Lab	Mesa, Vincent J.	LAB TECH II	H11	D	\$ 20.30	\$ 42,224.00	\$ 10,556.00	\$ 394.17	\$ 60.06	\$ 47.81	\$ 38.27	\$ 3,572.46	\$ 133.07	\$ 4,245.84	\$ 14,801.84
2605	Admin -Lab	Hecita, Theresa Epacta	LAB TECH II	H9	A	\$ 18.19	\$ 37,835.20	\$ 9,458.80	\$ 695.24	\$ 60.06	\$ 47.81	\$ 34.29	\$ 2,981.65	\$ 133.07	\$ 3,952.12	\$ 13,410.92
2605	Admin -Lab	Palomo, Emmanuel N.	LAB TECH II	H9	A	\$ 18.19	\$ 37,835.20	\$ 9,458.80	\$ 695.24	\$ 60.06	\$ 47.81	\$ 34.29	\$ 3,198.85	\$ 133.07	\$ 4,169.32	\$ 13,628.12

BUS UNIT	DESCRIPTION	NAME	POSITION TITLE	PAY GRADE	GRAD STEP	HRLY RATE	SALARY ANNUAL	SALARY QTR	MED	DEN	LIFE INS	MEMBER	RET	DCDD	TOTAL BEN	TOTAL
2605	Admin - Lab	Paulino, Josephine S.N.	ADMINISTRATIVE ASSISTANT	J		\$ 16.09	\$ 33,467.20	\$ 8,366.80	\$ 1,752.73	\$ 108.57	\$ 47.81	\$ 30.33	\$ 2,833.66	\$ 133.07	\$ 4,906.17	\$ 13,272.97
2701	Engineering	Bersani, Gloria P.	ENGINEER III	L15	D	\$ 40.20	\$ 83,616.00	\$ 20,904.00	\$ 517.93	\$ 64.47	\$ 47.81	\$ 75.78	\$ 7,292.59		\$ 7,998.58	\$ 28,902.58
2701	Engineering	Bell, Henry J.	CONSTRUCTION INSPECTOR III	J13	C	\$ 28.28	\$ 58,822.40	\$ 14,705.60	\$ 695.24	\$ 60.06	\$ 47.81	\$ 53.31	\$ 5,883.96		\$ 6,740.38	\$ 21,445.98
2701	Engineering	Calvo, Jude G.	PLANNER IV	L8	C	\$ 30.13	\$ 62,670.40	\$ 15,667.60	\$ 1,752.73	\$ 108.57	\$ 47.81	\$ 56.80	\$ 5,036.50	\$ 133.07	\$ 7,135.48	\$ 22,803.08
2701	Engineering	Mercado, Sylvia Y.	ENGINEER II	K11	C	\$ 29.78	\$ 61,942.40	\$ 15,485.60	\$ 394.17	\$ 60.06	\$ 47.81	\$ 56.14	\$ 4,978.05		\$ 5,536.23	\$ 21,021.83
2701	Engineering	Quitlong, Delyn S.	ENGINEER II	K13	C	\$ 32.24	\$ 67,059.20	\$ 16,764.80	\$ 394.17	\$ 60.06	\$ 47.81	\$ 60.77	\$ 5,389.23		\$ 5,992.04	\$ 22,716.84
2701	Engineering	Natural Orlando O.	CONSTRUCTION INSPECTOR III	J12	C	\$ 27.18	\$ 56,534.40	\$ 14,133.60	\$ -	\$ -	\$ 47.81	\$ 51.23	\$ 4,543.42	\$ 133.07	\$ 4,775.53	\$ 18,909.13
2701	Engineering	Sablán, Patrick R.	CONSTRUCTION INSPECTOR I	G11	B	\$ 17.46	\$ 36,316.80	\$ 9,079.20	\$ 695.24	\$ 60.06	\$ 47.81	\$ 32.91	\$ 3,168.30	\$ 133.07	\$ 4,137.39	\$ 13,216.59
2701	Engineering	Mafnas, Donnie A.	CONSTRUCTION INSPECTOR II	I11	A	\$ 22.46	\$ 46,716.80	\$ 11,679.20	\$ 112.62	\$ 17.16	\$ 47.81	\$ 42.34	\$ 4,074.60	\$ 133.07	\$ 4,427.60	\$ 16,106.80
2701	Engineering	Duenas, Joseph A.	Asst Mgmt Maint Mgmt Info Dir	K9	C	\$ 27.50	\$ 57,200.00	\$ 14,300.00	\$ 695.24	\$ 60.06	\$ 47.81	\$ 51.84	\$ 5,070.67	\$ 133.07	\$ 6,058.69	\$ 20,358.69
2701	Engineering	Dizon, Eliseo Q.	CONSTRUCTION INSPECTOR III	J14	B	\$ 29.14	\$ 60,611.20	\$ 15,152.80	\$ 517.93	\$ 64.47	\$ 47.81	\$ 54.93	\$ 5,285.18	\$ 133.07	\$ 6,103.39	\$ 21,256.19
2701	Engineering	Aygon, Prudencio F.	GRANTS ADMINISTRATOR	M13	B	\$ 41.49	\$ 86,299.20	\$ 21,574.80	\$ 1,060.64	\$ 64.47	\$ 47.81	\$ 78.21	\$ 7,643.34	\$ 133.07	\$ 9,027.54	\$ 30,602.34
2701	Engineering	Unchango, Leilani JC	ADMINISTRATIVE ASSISTANT	J		\$ 20.51	\$ 42,660.80	\$ 10,665.20	\$ 517.93	\$ 64.47	\$ 47.81	\$ 38.66	\$ 3,937.83	\$ 133.07	\$ 4,739.77	\$ 15,404.97
2701	Engineering	Huntington II, Clinton W.	SENIOR ENGINEER PE	L17	A	\$ 42.25	\$ 87,880.00	\$ 21,970.00	\$ 394.17	\$ 60.06	\$ 47.81	\$ 79.64	\$ 7,662.51	\$ 133.07	\$ 7,777.26	\$ 29,747.26
2701	Engineering	Cruz, Thomas Franklin A.	CHIEF ENGINEER PE	P14	A	\$ 63.33	\$ 131,726.40	\$ 32,931.60	\$ 1,060.64	\$ 64.47	\$ 47.81	\$ 119.38	\$ 10,586.24	\$ 133.07	\$ 12,011.61	\$ 44,943.21
2701	Engineering	Toves, Rodney A.	Geo Info Syst and Info Sys Mgr	K13	A	\$ 31.61	\$ 65,748.80	\$ 16,437.20	\$ 695.24	\$ 60.06	\$ 47.81	\$ 59.58	\$ 5,283.95	\$ 133.07	\$ 6,229.71	\$ 22,716.91
2701	Engineering	Sablán, Felix D	CONSTRUCTION INSPECTOR II	I10	D	\$ 22.24	\$ 46,259.20	\$ 11,564.80	\$ -	\$ -	\$ 47.81	\$ 41.92	\$ 4,034.86	\$ 133.07	\$ 4,257.66	\$ 15,822.46
2701	Engineering	Tadeo, Joseph A.	MANAGEMENT ANALYST IV	K11	B	\$ 29.48	\$ 61,318.40	\$ 15,329.60	\$ 394.17	\$ 60.06	\$ 47.81	\$ 55.57	\$ 4,688.81	\$ 133.07	\$ 5,379.49	\$ 20,709.09
2701	Engineering	Cruz, Barbara Ann Camacho	SENIOR ENGINEER SUPERVISOR, PE	N17	C	\$ 56.01	\$ 116,500.80	\$ 29,125.20	\$ 695.24	\$ 60.06	\$ 47.81	\$ 105.58	\$ 10,158.61		\$ 11,067.30	\$ 40,192.50
2701	Engineering	Ralley, Brett Eric	SENIOR ENGINEER SUPERVISOR, PE	N17	A	\$ 54.91	\$ 114,212.80	\$ 28,553.20	\$ 394.17	\$ 60.06	\$ 47.81	\$ 103.51	\$ 9,178.81	\$ 133.07	\$ 9,917.43	\$ 38,470.63
2701	Engineering	Yeoh, Garrett K.A.	SENIOR ENGINEER PE	L12	D	\$ 35.68	\$ 74,214.40	\$ 18,553.60	\$ 394.17	\$ 60.06	\$ 47.81	\$ 67.26	\$ 5,964.28	\$ 133.07	\$ 6,666.65	\$ 25,220.25
2701	Engineering	Yam, Cheuk Nam	SENIOR ENGINEER PE	L11	A	\$ 33.28	\$ 69,222.40	\$ 17,305.60	\$ 394.17	\$ 60.06	\$ 47.81	\$ 62.73	\$ 5,563.11	\$ 133.07	\$ 6,260.95	\$ 23,566.55
2701	Engineering	Franquez, Paul A.	PLANNER II	J6	A	\$ 20.98	\$ 43,638.40	\$ 10,909.60	\$ 1,752.73	\$ 108.57	\$ 47.81	\$ 39.55	\$ 3,507.00	\$ 133.07	\$ 5,588.73	\$ 16,498.33
2701	Engineering	Lopez, Marc D.	ASSOCIATE ENGINEER	K8	D	\$ 26.69	\$ 55,515.20	\$ 13,878.80	\$ 394.17	\$ 60.06	\$ 47.81	\$ 50.31	\$ 4,461.52	\$ 133.07	\$ 5,146.94	\$ 19,025.74
2701	Engineering	Quan, Nicole Ballesta	Contract & Small Claims Admin	J7	D	\$ 22.50	\$ 46,800.00	\$ 11,700.00	\$ 1,060.64	\$ 64.47	\$ 47.81	\$ 42.41	\$ 1,934.28	\$ 133.07	\$ 3,282.68	\$ 14,982.68
2701	Engineering	Evangelista, Josephine D.	MANAGEMENT ANALYST III	J7	D	\$ 22.50	\$ 46,800.00	\$ 11,700.00	\$ 695.24	\$ 60.06	\$ 47.81	\$ 42.41	\$ 4,219.55	\$ 133.07	\$ 5,198.14	\$ 16,898.14
2701	Engineering	Davis, John W.	SENIOR ENGINEER SUPERVISOR, PE	N12	B	\$ 45.45	\$ 94,536.00	\$ 23,634.00	\$ 695.24	\$ 60.06	\$ 47.81	\$ 85.67	\$ 7,258.28	\$ 133.07	\$ 8,280.13	\$ 31,914.13
2701	Engineering	McDonald, Maurn Q.	SENIOR ENGINEER SUPERVISOR, PE	N11	C	\$ 44.12	\$ 91,769.60	\$ 22,942.40	\$ -	\$ -	\$ -	\$ 83.17	\$ 7,375.13	\$ 133.07	\$ 7,591.37	\$ 30,533.77
2701	Engineering	Cruz, Bobbie C.	LAND ACQUISIT III	H7	C	\$ 17.14	\$ 35,651.20	\$ 8,912.80	\$ -	\$ -	\$ -	\$ 32.31	\$ 2,865.10	\$ 133.07	\$ 3,030.48	\$ 11,943.28
3100	Admin - AGMA/USA	Sablán, Francisco T.	WATER SENIOR MAINT WORKER I	F21	A	\$ 22.57	\$ 46,945.60	\$ 11,736.40	\$ 695.24	\$ 60.06	\$ 47.81	\$ 42.54	\$ 4,244.44		\$ 5,090.09	\$ 16,826.49
3100	Admin - AGMA/USA	Cruz, Rose B.	CUSTOMER SERVICE SUPERVISOR	J9	C	\$ 24.12	\$ 50,169.60	\$ 12,542.40	\$ 695.24	\$ 60.06	\$ 47.81	\$ 45.47	\$ 4,512.16		\$ 5,360.74	\$ 17,903.14
3100	Admin - AGMA/USA	Meno, Michael J.	WATER SENIOR MAINT LEADER	I10	B	\$ 21.80	\$ 45,344.00	\$ 11,336.00	\$ 615.16	\$ -	\$ 47.81	\$ 41.09	\$ 3,622.04		\$ 4,326.10	\$ 15,662.10

BUS UNIT	DESCRIPTION	NAME	POSITION TITLE	PAY GRADE	GRAD STEP	HRLY RATE	SALARY ANNUAL	SALARY QTR	WED	DEN	LIFE INS	WELFCARE	RET	DCDD	TOTAL BEN	TOTAL
3100	Admin - AGMA/USA	Rivera, David F.	WATER SEWER MAINT WORKER II	G13	C	\$ 19.09	\$ 39,707.20	\$	\$ 1,752.73	\$ 108.57	\$ 47.81	\$	\$	\$ 40.39	\$ 1,949.50	\$ 1,949.50
3100	Admin - AGMA/USA	Ramos, Charles M.	CUSTOMER SERVICE SUPERVISOR	J9	A	\$ 23.65	\$ 49,192.00	\$ 12,298.00	\$	\$	\$ 47.81	\$ 44.58	\$ 3,797.85	\$	\$ 3,890.24	\$ 16,188.24
3100	Admin - AGMA/USA	Mendiola, Melvin P.	EQUIP OPER II	E19	A	\$ 18.28	\$ 38,022.40	\$ 9,505.60	\$ 1,753.73	\$ 108.57	\$ 47.81	\$ 34.46	\$ 3,314.54	\$ 133.07	\$ 5,991.18	\$ 14,896.78
3100	Admin - AGMA/USA	Matras, Fred B.	WATER SEWER MAINT WORKER I	F14	B	\$ 17.25	\$ 35,880.00	\$ 8,970.00	\$ 1,261.96	\$ 80.29	\$ 47.81	\$ 32.52	\$ 3,080.61	\$ 133.07	\$ 4,636.26	\$ 13,606.26
3100	Admin - AGMA/USA	San Augustin, Elizabeth M.	UTILITY SERVICES ADMINISTRATOR	N7	A	\$ 36.88	\$ 76,710.40	\$ 19,177.60	\$ 695.24	\$ 60.06	\$ 47.81	\$ 69.52	\$ 6,164.83	\$	\$ 7,037.46	\$ 26,215.06
3100	Admin - AGMA/USA	Quintanilla, Sandra L.	CUSTOMER SERVICE SUPERVISOR	J8	D	\$ 22.41	\$ 46,692.80	\$ 12,173.20	\$	\$	\$ 47.81	\$ 44.13	\$ 3,913.21	\$ 133.07	\$ 4,138.22	\$ 16,311.42
3100	Admin - AGMA/USA	Aquinigoc, Kenneth J.	CUSTOMER SERVICE SUPERVISOR	J10	A	\$ 24.61	\$ 51,188.80	\$ 12,797.20	\$ 695.24	\$ 60.06	\$ 47.81	\$ 46.39	\$ 4,533.85	\$ 133.07	\$ 5,516.42	\$ 18,313.62
3100	Admin - AGMA/USA	Cruz, Grace R.	MANAGEMENT ANALYST II	J8	D	\$ 20.54	\$ 42,723.20	\$ 10,680.80	\$	\$	\$ 47.81	\$ 38.72	\$ 3,433.50	\$	\$ 3,520.03	\$ 14,200.83
3100	Admin - AGMA/USA	Herrero, Frances C.	CUSTOMER SERVICE REP	G12	B	\$ 18.16	\$ 37,772.80	\$ 9,443.20	\$	\$	\$ 47.81	\$ 34.23	\$ 3,035.62	\$	\$ 3,117.66	\$ 12,560.86
3100	Admin - AGMA/USA	Taisacan, Jacelyn M.	CUSTOMER SERVICE SUPERVISOR	J7	B	\$ 22.05	\$ 45,864.00	\$ 11,466.00	\$ 1,752.73	\$ 108.57	\$ 47.81	\$ 41.56	\$ 3,685.86	\$ 133.07	\$ 5,769.60	\$ 17,235.60
3100	Admin - AGMA/USA	Nagal, Janice G.	MANAGEMENT ANALYST I	G7	B	\$ 14.89	\$ 30,971.20	\$ 7,742.80	\$ 1,060.64	\$ 64.47	\$ 47.81	\$ 28.07	\$ 2,489.00	\$ 133.07	\$ 3,823.06	\$ 11,565.86
3100	Admin - AGMA/USA	Benavente, Linda Frances C.	CUSTOMER SERVICE SUPERVISOR	J7	B	\$ 22.05	\$ 45,864.00	\$ 11,466.00	\$ 1,261.96	\$ 80.29	\$ 47.81	\$ 41.56	\$ 3,685.85	\$ 133.07	\$ 5,250.54	\$ 16,716.54
3100	Admin - AGMA/USA	Eguerra, Marjorie Invention	CUSTOMER SERVICE REP	G12	A	\$ 17.98	\$ 37,398.40	\$ 9,349.60	\$ 695.24	\$ 60.06	\$ 47.81	\$ 33.89	\$ 2,860.13	\$ 133.07	\$ 3,830.20	\$ 13,179.80
3100	Admin - AGMA/USA	Macan, Craig A.	TRADES HELPER	D	D	\$ 10.62	\$ 22,089.60	\$ 5,522.40	\$ 695.24	\$ 60.06	\$ 47.81	\$ 20.02	\$ 1,971.00	\$ 133.07	\$ 2,927.20	\$ 8,449.60
3100	Admin - AGMA/USA	Pigg, Diana	CUSTOMER SERVICE REP	G10	A	\$ 16.61	\$ 34,548.80	\$ 8,637.20	\$ 1,060.64	\$ 64.47	\$ 47.81	\$ 31.31	\$ 3,063.51	\$ 133.07	\$ 4,400.81	\$ 13,038.01
3100	Admin - AGMA/USA	Charquialaf, Richard A.	CUSTOMER SERVICE REP	G6	B	\$ 14.31	\$ 29,764.80	\$ 7,441.20	\$ 695.24	\$ 60.06	\$ 47.81	\$ 26.97	\$ 2,392.05	\$ 133.07	\$ 3,555.20	\$ 10,796.40
3150	Customer Service	Ouedera, Pauline J.S.	CUSTOMER SERVICE REP	G11	D	\$ 17.81	\$ 37,044.80	\$ 9,261.20	\$ 695.24	\$ 60.06	\$ 47.81	\$ 33.57	\$ 3,186.40	\$ 133.07	\$ 4,156.15	\$ 13,417.35
3150	Customer Service	Arriola, Norma Marie I.	CUSTOMER SERVICE REP	G10	B	\$ 16.77	\$ 34,881.60	\$ 8,720.40	\$	\$	\$ 47.81	\$ 31.61	\$ 2,988.32	\$ 133.07	\$ 3,200.81	\$ 11,921.21
3150	Customer Service	Castelo, Loreta R.	CUSTOMER SERVICE REP	G11	B	\$ 17.46	\$ 36,316.80	\$ 9,079.20	\$ 1,060.64	\$ 64.47	\$ 47.81	\$ 32.91	\$ 3,072.84	\$	\$ 4,278.67	\$ 13,357.87
3150	Customer Service	Carnacho, TeresaMarie B.	CUSTOMER SERVICE REP	G9	A	\$ 15.96	\$ 33,196.80	\$ 8,299.20	\$ 394.17	\$	\$ 47.81	\$ 30.08	\$ 2,898.09	\$ 133.07	\$ 3,503.22	\$ 11,802.42
3150	Customer Service	Tareq, Virginia P.	CUSTOMER SERVICE REP	G6	B	\$ 14.31	\$ 29,764.80	\$ 7,441.20	\$ 1,060.64	\$ 64.47	\$ 47.81	\$ 26.97	\$ 2,392.05	\$ 133.07	\$ 3,725.01	\$ 11,166.21
3150	Customer Service	Aquinigoc, Rita Rozanne	CUSTOMER SERVICE REP	G8	C	\$ 15.65	\$ 32,552.00	\$ 8,138.00	\$ 695.24	\$ 60.06	\$ 47.81	\$ 29.50	\$ 2,796.99	\$ 133.07	\$ 3,762.67	\$ 11,900.67
3150	Customer Service	Ulloa, Lavene C.	CUSTOMER SERVICE REP	G6	C	\$ 14.45	\$ 30,056.00	\$ 7,514.00	\$ 695.24	\$ 60.06	\$ 47.81	\$ 27.24	\$ 2,584.49	\$ 133.07	\$ 3,547.91	\$ 11,061.91
3150	Customer Service	Villagomez, MaryDawn F.	CUSTOMER SERVICE REP	G6	B	\$ 14.31	\$ 29,764.80	\$ 7,441.20	\$ 1,060.64	\$ 64.47	\$ 47.81	\$ 26.97	\$ 2,392.05	\$ 133.07	\$ 3,725.01	\$ 11,166.21
3150	Customer Service	Alvarez Jr., Jose	CUSTOMER SERVICE REP	G6	C	\$ 14.45	\$ 30,056.00	\$ 7,514.00	\$ 615.16	\$ 80.29	\$ 47.81	\$ 27.24	\$ 2,584.49	\$ 133.07	\$ 3,488.06	\$ 11,002.06
3310	Revenue Protection	Bias, Kenneth Q.	WATER METER READER I	E13	A	\$ 14.40	\$ 29,952.00	\$ 7,488.00	\$ 394.17	\$ 60.06	\$ 47.81	\$ 27.14	\$ 2,613.04	\$ 133.07	\$ 3,275.29	\$ 10,763.29
3310	Revenue Protection	Quinata, Pedro A.	WATER METER READER II	F8	B	\$ 13.59	\$ 28,267.20	\$ 7,066.80	\$	\$	\$ 47.81	\$ 25.62	\$ 2,271.71	\$ 133.07	\$ 2,478.21	\$ 9,545.01
3310	Revenue Protection	Talague, Anthony Earl LG	WATER SEWER MAINT WORKER I	F12	D	\$ 16.25	\$ 33,800.00	\$ 8,450.00	\$	\$	\$ 47.81	\$ 30.63	\$ 2,716.35	\$ 133.07	\$ 2,927.86	\$ 11,377.86
3310	Revenue Protection	Cruz, Lucas C.	TRADES HELPER	D	D	\$ 10.62	\$ 22,089.60	\$ 5,522.40	\$	\$	\$ 47.81	\$ 20.02	\$ 2,012.27	\$ 133.07	\$ 2,213.17	\$ 7,735.57
3320	Collection	Quenega, Louvina M.	CUSTOMER SERVICE REP	G9	D	\$ 16.44	\$ 34,195.20	\$ 8,548.80	\$ 1,060.64	\$ 64.47	\$ 47.81	\$ 30.99	\$ 2,748.13	\$ 133.07	\$ 4,085.11	\$ 12,633.91
3320	Collection	Sablán, Bernadette M.	CUSTOMER SERVICE REP	G11	C	\$ 17.63	\$ 36,670.40	\$ 9,167.60	\$ 394.17	\$ 60.06	\$ 47.81	\$ 33.23	\$ 3,151.67	\$ 133.07	\$ 3,820.01	\$ 12,987.61
3410	Procurement & Supply	Salas, Peter G.	BUYER II	G10	B	\$ 16.77	\$ 34,881.60	\$ 8,720.40	\$ 1,752.73	\$ 108.57	\$ 47.81	\$ 31.61	\$ 2,900.23	\$	\$ 4,840.95	\$ 13,561.35

BUS UNIT	DESCRIPTION	NAME	POSITION TITLE	PAY GRADE	GRAD STEP	HRLY RATE	SALARY ANNUAL	SALARY QTR	WED	DEN	LIFE INS	WELFARE	RET	DCDD	TOTAL BEN	TOTAL
3410	Procurement & Supply	Guerrero, Vincent Ed	SUPPLY MGMT ADMINISTRATOR	AW9	D	\$ 36.09	\$ 75,067.20	\$ 18,766.80	\$ 394.17	\$ 60.06	\$ 47.81	\$ 68.03	\$ 6,032.81	\$ 133.07	\$ 6,735.95	\$ 25,502.75
3410	Procurement & Supply	Mandina, Stephen P.	BUREAU SUPERVISOR II	K9	C	\$ 27.50	\$ 57,200.00	\$ 14,300.00	\$ 1,752.73	\$ 108.57	\$ 47.81	\$ 51.84	\$ 4,596.90	\$ 133.07	\$ 6,690.92	\$ 20,990.92
3410	Procurement & Supply	Cruz, Bernie Antonette Velasco	ADMINISTRATIVE ASSISTANT	J	J	\$ 16.09	\$ 33,467.20	\$ 8,366.80	\$ 1,060.64	\$ 64.47	\$ 47.81	\$ 30.33	\$ 2,689.61	\$ 133.07	\$ 4,025.93	\$ 12,392.73
3410	Procurement & Supply	Cabuhat Jr., Geronimo P.	STOREKEEPER II	I	I	\$ 15.95	\$ 33,176.00	\$ 8,294.00	\$ 1,752.73	\$ 108.57	\$ 47.81	\$ 30.07	\$ 2,666.23	\$ 133.07	\$ 4,738.48	\$ 13,032.48
3410	Procurement & Supply	Perez II, Albert T.	INVENTORY MGMT OFFICER	K7	A	\$ 24.89	\$ 51,771.20	\$ 12,942.80	\$ 1,060.64	\$ 64.47	\$ 47.81	\$ 46.92	\$ 4,160.61	\$ 133.07	\$ 5,513.52	\$ 18,456.32
3410	Procurement & Supply	Estrada, Rodney R.	MANAGEMENT ANALYST I	G8	D	\$ 15.80	\$ 32,864.00	\$ 8,216.00	\$ 695.24	\$ 60.06	\$ 47.81	\$ 29.78	\$ 2,908.41	\$ 133.07	\$ 3,874.37	\$ 12,090.37
3410	Procurement & Supply	Laguana, Vincent Edward T.	STOREKEEPER I	H	D	\$ 12.75	\$ 26,520.00	\$ 6,630.00	\$ 394.17	\$ 60.06	\$ 47.81	\$ 24.03	\$ 2,131.29	\$ 133.07	\$ 2,790.43	\$ 9,420.43
3410	Procurement & Supply	Canacho, Antonio C.	BUREAU II	G6	A	\$ 14.16	\$ 29,452.80	\$ 7,363.20	\$ 394.17	\$ -	\$ 47.81	\$ 26.69	\$ 2,366.98	\$ 133.07	\$ 2,968.72	\$ 10,331.92
3510	Information Technology	Torres, Victor A.	INFORMATION TECHNOLOGY MANAGER	N16	B	\$ 53.30	\$ 110,864.00	\$ 27,716.00	\$ 1,060.64	\$ 64.47	\$ 47.81	\$ 100.47	\$ 8,909.60	\$ -	\$ 10,182.99	\$ 37,898.99
3510	Information Technology	Torres Jr., Ely T.	NETWORK SYSTEMS ADMINISTRATOR	K11	B	\$ 29.48	\$ 61,318.40	\$ 15,329.60	\$ -	\$ -	\$ 47.81	\$ 55.57	\$ 4,922.86	\$ 133.07	\$ 5,164.31	\$ 20,493.91
3510	Information Technology	Apurton, Manuel P.	SYSTEMS PROGRAMMER ADMINISTRATOR	L10	D	\$ 32.95	\$ 68,536.00	\$ -	\$ 337.86	\$ 106.61	\$ 75.95	\$ -	\$ -	\$ 133.07	\$ 653.49	\$ 653.49
3510	Information Technology	Palomo, Lourdes C.	PROGRAMMER ANALYST II	K10	D	\$ 28.90	\$ 60,112.00	\$ 15,028.00	\$ 394.17	\$ 60.06	\$ 47.81	\$ 54.48	\$ 5,309.70	\$ 133.07	\$ 5,999.29	\$ 21,027.29
3510	Information Technology	Miller, Jacob P.	COMPUTER OPERATOR III	I9	B	\$ 20.95	\$ 43,576.00	\$ 10,894.00	\$ 1,060.64	\$ 64.47	\$ 47.81	\$ 39.49	\$ 3,331.51	\$ 133.07	\$ 4,676.99	\$ 15,570.99
3510	Information Technology	Cesa, Cecille M.	NETWORK ANALYST	K7	D	\$ 25.65	\$ 53,352.00	\$ 13,338.00	\$ 695.24	\$ 60.06	\$ 47.81	\$ 48.35	\$ 4,078.69	\$ 133.07	\$ 5,063.22	\$ 18,401.22
3510	Information Technology	Portin, Christopher T.	COMPUTER OPERATOR II	G8	D	\$ 15.80	\$ 32,864.00	\$ 8,216.00	\$ 615.16	\$ 80.29	\$ 47.81	\$ 29.78	\$ 2,539.18	\$ 133.07	\$ 3,445.29	\$ 11,661.29
3510	Information Technology	Paulino, Rachel G.	ADMINISTRATIVE ASSISTANT	J	D	\$ 16.09	\$ 33,467.20	\$ 8,366.80	\$ 695.24	\$ 60.06	\$ -	\$ 30.33	\$ 2,689.61	\$ 133.07	\$ 3,608.31	\$ 11,975.11
4200	Admin - CFO	Reyes, Kathy MIT.	ACCOUNTING TECH III	J	C	\$ 23.24	\$ 48,339.20	\$ 12,084.80	\$ 1,752.73	\$ 108.57	\$ 47.81	\$ 43.81	\$ 5,406.89	\$ -	\$ 7,359.81	\$ 19,444.61
4200	Admin - CFO	Vicente, Marietta P.	PAROL SUPERVISOR	K12	C	\$ 30.99	\$ 64,459.20	\$ 16,114.80	\$ 747.44	\$ 60.69	\$ 47.81	\$ 58.42	\$ 6,727.44	\$ -	\$ 7,641.80	\$ 23,756.60
4200	Admin - CFO	Robinson, Demetria G.	ACCOUNTANT III	K9	A	\$ 26.96	\$ 56,076.80	\$ 14,019.20	\$ 1,752.73	\$ 108.57	\$ 47.81	\$ -	\$ 4,506.60	\$ -	\$ 6,415.71	\$ 20,434.91
4200	Admin - CFO	Mairns, Gilda M.	ASSISTANT CHIEF FINANCIAL OFF	O9	A	\$ 45.53	\$ 94,702.40	\$ 23,675.60	\$ 1,060.64	\$ 64.47	\$ 47.81	\$ 85.82	\$ 7,610.82	\$ 133.07	\$ 9,002.63	\$ 32,678.23
4200	Admin - CFO	Tayama, Diane M.	ACCOUNTING TECH III	J	J	\$ 19.27	\$ 40,081.60	\$ 10,020.40	\$ 695.24	\$ 60.06	\$ 47.81	\$ 36.32	\$ 3,221.19	\$ 133.07	\$ 4,193.69	\$ 14,214.09
4200	Admin - CFO	Cruz, Yvonne M.	CHIEF BUDGET OFFICER	AW9	C	\$ 35.74	\$ 74,332.00	\$ -	\$ -	\$ -	\$ -	\$ -	\$ -	\$ -	\$ -	\$ -
4200	Admin - CFO	Pascua, Jocelyn L.	ACCOUNTANT III	K11	C	\$ 29.78	\$ 61,942.40	\$ 15,485.60	\$ -	\$ -	\$ 47.81	\$ 56.14	\$ 4,978.05	\$ 133.07	\$ 5,215.07	\$ 20,700.67
4200	Admin - CFO	Pacheco, Dalisay D.	ACCOUNTANT I	I9	A	\$ 20.74	\$ 43,139.20	\$ 10,784.80	\$ 1,752.73	\$ -	\$ 47.81	\$ 39.09	\$ 3,466.89	\$ 173.46	\$ 5,479.98	\$ 16,264.78
4200	Admin - CFO	Gozalo, Mary C.	CASHER I	E	E	\$ 11.34	\$ 23,587.20	\$ 5,896.80	\$ 517.93	\$ 64.47	\$ 47.81	\$ 21.38	\$ 1,895.60	\$ 133.07	\$ 2,680.26	\$ 8,577.06
4200	Admin - CFO	Gaza, Alicia C.	CASHER II	F	F	\$ 12.45	\$ 25,896.00	\$ 6,474.00	\$ 394.17	\$ -	\$ 47.81	\$ 23.47	\$ 2,081.17	\$ 133.07	\$ 2,679.69	\$ 9,153.69
4200	Admin - CFO	San Nicolas, Joseph SA	ACCOUNTANT I	I6	B	\$ 18.59	\$ 38,667.20	\$ 9,666.80	\$ 695.24	\$ 60.06	\$ 47.81	\$ 35.04	\$ 3,107.51	\$ 133.07	\$ 4,078.73	\$ 13,745.53
4200	Admin - CFO	Antonio, Glorilyn D.	CASHER I	E	E	\$ 11.34	\$ 23,587.20	\$ 5,896.80	\$ 1,060.64	\$ 64.47	\$ 47.81	\$ 21.38	\$ 1,895.60	\$ 133.07	\$ 3,222.97	\$ 9,119.77
4200	Admin - CFO	Benavente, Elena P.	CASHER I	E	E	\$ 10.53	\$ 21,902.40	\$ 5,475.60	\$ 695.24	\$ -	\$ 47.81	\$ 19.85	\$ 1,760.22	\$ 133.07	\$ 2,696.19	\$ 8,131.79
4200	Admin - CFO	Yanto, Solae M.	ACCOUNTANT I	I3	B	\$ 16.50	\$ 34,320.00	\$ 8,580.00	\$ 695.24	\$ 60.06	\$ 47.81	\$ 31.10	\$ 2,758.14	\$ 133.07	\$ 3,711.76	\$ 12,291.76
4200	Admin - CFO	Sanalla, Josephine O.	ACCOUNTANT III	K9	A	\$ 26.96	\$ 56,076.80	\$ 14,019.20	\$ 854.91	\$ 108.57	\$ 34.15	\$ 50.82	\$ 3,407.58	\$ 133.07	\$ 4,589.10	\$ 18,608.30
4200	Admin - CFO	Cabuhat, Elizabeth C.	CASHER I	E	E	\$ 10.14	\$ 21,091.20	\$ 5,272.80	\$ -	\$ -	\$ 13.66	\$ 19.11	\$ 1,694.98	\$ 133.07	\$ 1,860.82	\$ 7,133.62

BUS UNIT	DESCRIPTION	NAME	POSITION TITLE	PAY GRADE	GRAD STEP	HRLY RATE	SALARY ANNUAL	SALARY QTR	HEB	DEN	LIFE INS	WHEBKAKE	RET	DCDD	TOTAL BEN	TOTAL
4200	Admin - CFO	Naputi, Morina L.	CASHIER I	E		\$ 12.21	\$ 25,396.80	\$ 6,349.20	\$ 394.17	\$ 60.06	\$ 47.81	\$ 23.02	\$ 2,041.00	\$ 133.07	\$ 2,699.13	\$ 9,048.33
4200	Admin - CFO	Tudingco, Karla A.	ADMINISTRATIVE ASSISTANT	J		\$ 14.94	\$ 31,075.20	\$ 7,768.80	\$ 695.24	\$ 60.06	\$ -	\$ 28.16	\$ 2,497.39	\$ 133.07	\$ 3,413.92	\$ 11,182.72
4200	Admin - CFO	Santos, Sandra J.	ACCOUNTANT III	K10	C	\$ 28.61	\$ 59,508.80	\$ 14,877.20	\$ 112.62	\$ 17.16	\$ -	\$ 53.93	\$ 1,912.99	\$ 57.03	\$ 2,153.73	\$ 17,030.93
4200	Admin - CFO	Ibarre, Bryan H.	ACCOUNTANT I	I3	B	\$ 16.50	\$ 34,320.00	\$ 8,580.00	\$ 250.39	\$ 15.51	\$ -	\$ 31.10	\$ 394.02	\$ 19.01	\$ 710.03	\$ 9,290.03
4200	Admin - CFO	Taisacan, Sydie Panisales	ACCOUNTANT III	K7	C	\$ 25.39	\$ 52,811.20	\$ 13,202.80	\$ 151.52	\$ 9.21	\$ -	\$ 47.86	\$ 606.31	\$ 19.01	\$ 833.91	\$ 14,036.71
4200	Admin - CFO	Pendon, Elizabeth Dawn	ACCOUNTANT I	I3	B	\$ 16.50	\$ 34,320.00	\$ 8,580.00	\$ -	\$ -	\$ -	\$ 31.10	\$ 394.02	\$ 19.01	\$ 444.13	\$ 9,024.13
4200	Admin - CFO	Camacho, Tara Lynn S.	ACCOUNTANT III	K7	C	\$ 25.39	\$ 52,811.20	\$ 13,202.80	\$ 56.31	\$ 8.58	\$ -	\$ 47.86	\$ 606.31	\$ 19.01	\$ 738.07	\$ 13,940.87
4200	Admin - CFO	Tanael, Mallyn M.	ACCOUNTANT I	I3	B	\$ 16.50	\$ 34,320.00	\$ 8,580.00	\$ -	\$ -	\$ -	\$ 31.10	\$ 197.01	\$ 19.01	\$ 247.12	\$ 8,827.12
4285	Meter Service	Garcia, Evelyn G.	MANAGEMENT ANALYST III	J12	B	\$ 26.91	\$ 55,972.80	\$ 13,993.20	\$ 695.24	\$ 60.06	\$ 47.81	\$ 50.73	\$ 4,960.22	\$ 133.07	\$ 5,947.13	\$ 19,940.33
4285	Meter Service	Wall, Jerald Lee	METER READER LEADER	H13	B	\$ 21.55	\$ 44,824.00	\$ 11,206.00	\$ 1,261.96	\$ -	\$ 47.81	\$ 40.62	\$ 3,724.81	\$ -	\$ 5,075.20	\$ 16,281.20
4285	Meter Service	Jardel, Jose A.	METER READER II	F8	C	\$ 13.72	\$ 28,537.60	\$ 7,134.40	\$ 1,752.73	\$ 108.57	\$ 47.81	\$ 25.86	\$ 2,449.12	\$ 133.07	\$ 4,517.16	\$ 11,651.56
4285	Meter Service	Rios, Albert J.	METER READER II	F10	C	\$ 14.86	\$ 30,908.80	\$ 7,727.20	\$ 695.24	\$ 60.06	\$ 47.81	\$ 28.01	\$ 2,695.79	\$ 133.07	\$ 3,659.98	\$ 11,387.18
4285	Meter Service	Chargualaf, Dean E.	METER READER I	E7	C	\$ 11.57	\$ 24,064.00	\$ -	\$ -	\$ -	\$ -	\$ -	\$ -	\$ -	\$ -	\$ -
4285	Meter Service	Memo, Johnny B.	METER READER	D6	D	\$ 9.85	\$ 20,488.00	\$ 5,122.00	\$ 1,060.64	\$ 64.47	\$ 47.81	\$ 18.57	\$ 1,702.79	\$ 133.07	\$ 3,027.35	\$ 8,149.35
4285	Meter Service	Aguon, Lester D.	METER READER I	E8	D	\$ 12.16	\$ 25,292.80	\$ 6,322.20	\$ 854.91	\$ 108.57	\$ 47.81	\$ 22.92	\$ 2,138.55	\$ 133.07	\$ 3,305.83	\$ 9,629.03
4285	Meter Service	Cruz, Patrick M.	METER READER II	F8	B	\$ 13.59	\$ 28,267.20	\$ 7,066.80	\$ 1,752.73	\$ 108.57	\$ 47.81	\$ 25.62	\$ 2,429.42	\$ 133.07	\$ 4,497.22	\$ 11,564.02
4285	Meter Service	Boria, Michael C.	METER READER II	F7	D	\$ 13.32	\$ 27,705.60	\$ 6,926.40	\$ 1,261.96	\$ 80.29	\$ 47.81	\$ 25.11	\$ 2,342.07	\$ 133.07	\$ 3,890.31	\$ 10,816.71
4285	Meter Service	Leal, Jerry P.	METER READER II	F8	C	\$ 13.72	\$ 28,537.60	\$ 7,134.40	\$ 1,060.64	\$ 64.47	\$ 47.81	\$ 25.86	\$ 2,451.42	\$ 133.07	\$ 3,783.27	\$ 10,917.67
4285	Meter Service	Paulino, Leo Naputi	METER READER I	E8	C	\$ 12.04	\$ 25,043.20	\$ 6,260.80	\$ 695.24	\$ 60.06	\$ 47.81	\$ 22.70	\$ 2,081.97	\$ 133.07	\$ 3,040.85	\$ 9,301.65
4285	Meter Service	Lizama, Lance D.	METER READER I	E9	A	\$ 12.28	\$ 25,542.40	\$ 6,385.60	\$ 517.93	\$ 64.47	\$ 47.81	\$ 23.15	\$ 2,159.49	\$ 133.07	\$ 2,945.92	\$ 9,331.52
4285	Meter Service	Santos, Mainz Lio G.	Apprentice Trainee			\$ 13.62	\$ 28,329.60	\$ 7,082.40	\$ 1,060.64	\$ 64.47	\$ 47.81	\$ 25.67	\$ 2,500.24	\$ 133.07	\$ 3,831.90	\$ 10,914.30
5201	Admin/Coll-Dist.	Guerrero, Doris A.	ADMINISTRATIVE OFFICER	H17	A	\$ 25.02	\$ 52,041.60	\$ 13,010.40	\$ 517.93	\$ -	\$ 47.81	\$ -	\$ 4,814.95	\$ -	\$ 5,380.69	\$ 18,391.09
5201	Admin/Coll-Dist.	Diaz, Jennifer Cristostomo	ADMINISTRATIVE OFFICER	H9	D	\$ 18.75	\$ 39,000.00	\$ 9,750.00	\$ 695.24	\$ 60.06	\$ 47.81	\$ 35.34	\$ 3,401.54	\$ 133.07	\$ 4,373.06	\$ 14,123.06
5201	Admin/Coll-Dist.	Garrido, Joseph B.	PLANNER III	K13	D	\$ 32.57	\$ 67,745.60	\$ 16,936.40	\$ -	\$ -	\$ 47.81	\$ 61.39	\$ 5,999.55	\$ 133.07	\$ 6,241.82	\$ 23,178.22
5201	Admin/Coll-Dist.	Sabylon, Ma. Teogenesa Q.	UTILITY SERVICES ADMINISTRATOR	N8	C	\$ 39.15	\$ 81,432.00	\$ 20,358.00	\$ 854.91	\$ 108.57	\$ 47.81	\$ 73.80	\$ 7,211.04	\$ 133.07	\$ 8,429.20	\$ 28,787.20
5201	Admin/Coll-Dist.	Grape, Karen Cheryl O.	MANAGEMENT ANALYST III	J12	B	\$ 26.91	\$ 55,972.80	\$ 13,993.20	\$ -	\$ -	\$ 47.81	\$ 50.73	\$ 4,956.99	\$ 133.07	\$ 5,188.60	\$ 19,181.80
5220	Pressure/Coll-Dist.	Quintanilla, Michael P. M.	WATER SEWER MAINT WORKER II	G18	D	\$ 23.53	\$ 48,942.40	\$ 12,235.60	\$ 695.24	\$ 60.06	\$ 47.81	\$ 44.35	\$ 5,108.00	\$ -	\$ 5,955.46	\$ 18,191.06
5220	Pressure/Coll-Dist.	San Nicolas, Ronald D.	WATER SEWER MAINT WORKER II	G24	C	\$ 29.58	\$ 61,526.40	\$ 15,381.60	\$ 1,261.96	\$ 80.29	\$ 47.81	\$ 55.76	\$ 5,303.15	\$ -	\$ 6,748.97	\$ 22,130.57
5220	Pressure/Coll-Dist.	Lujan, David F.	WATER SEWER MAINT WORKER II	G16	C	\$ 21.51	\$ 44,740.80	\$ 11,185.20	\$ 1,752.73	\$ 108.57	\$ 47.81	\$ 40.55	\$ 4,443.29	\$ -	\$ 6,392.95	\$ 17,578.15
5220	Pressure/Coll-Dist.	Nauta, Franklin I.	WATER SEWER MAINT WORKER I	F8	C	\$ 13.72	\$ 28,537.60	\$ -	\$ -	\$ -	\$ 47.81	\$ -	\$ -	\$ 40.39	\$ 88.20	\$ 88.20
5220	Pressure/Coll-Dist.	Benavente, Joseph M.	WATER SEWER MAINT WORKER II	G16	A	\$ 21.09	\$ 43,867.20	\$ 10,966.80	\$ -	\$ -	\$ 47.81	\$ 39.75	\$ 4,746.95	\$ 133.07	\$ 4,967.58	\$ 15,934.38
5220	Pressure/Coll-Dist.	Unchango, Peter F.	WATER SEWER MAINT WORKER I	F14	A	\$ 17.08	\$ 35,526.40	\$ 8,881.60	\$ 1,752.73	\$ -	\$ 47.81	\$ 32.20	\$ 2,855.09	\$ 133.07	\$ 4,820.90	\$ 13,702.50

BUS UNIT	DESCRIPTION	NAME	POSITION TITLE	PAY GRADE	GRAD STEP	HRLY RATE	SALARY ANNUAL	SALARY QTR	MED	DEN	LIFE INS	AMERKME	RET	DCDD	TOTAL BEN	TOTAL
5220	Pressure/Coll-Dist.	Asuncion, Raymond G.	WATER SEWER MAINT WORKER I	F13	B	\$ 16.58	\$ 34,486.40	\$ 8,621.60	\$ -	\$ -	\$ 47.81	\$ 31.25	\$ 2,771.51	\$ 133.07	\$ 2,983.64	\$ 11,605.24
5220	Pressure/Coll-Dist.	Quintana, Peter S.	TRADES HELPER	D		\$ 10.62	\$ 22,089.60	\$ 5,522.40	\$ 517.93	\$ 64.47	\$ 47.81	\$ 20.02	\$ 1,775.27	\$ 133.07	\$ 2,558.57	\$ 8,080.97
5220	Pressure/Coll-Dist.	Satumio, Brian JL	WATER SEWER MAINT WORKER I	FB	C	\$ 13.72	\$ 28,537.60	\$ 7,134.40	\$ 337.86	\$ 51.48	\$ 40.98	\$ 25.86	\$ 1,822.14	\$ 114.06	\$ 2,392.38	\$ 9,526.78
5220	Pressure/Coll-Dist.	Charrauros, Jonathan A.	WATER SEWER MAINT WORKER I	F12	C	\$ 16.09	\$ 33,467.20	\$ 8,366.80	\$ 1,752.73	\$ 108.57	\$ 47.81	\$ 30.33	\$ 2,689.61	\$ 133.07	\$ 4,762.12	\$ 13,128.92
5220	Pressure/Coll-Dist.	Resurreccion, Clement C.	WATER SEWER MAINT WORKER I	F12	C	\$ 16.09	\$ 33,467.20	\$ 8,366.80	\$ 394.17	\$ 60.06	\$ 47.81	\$ 30.33	\$ 2,534.14	\$ 133.07	\$ 3,199.58	\$ 11,566.38
5220	Pressure/Coll-Dist.	Selleck, Lauris Eldon	TRADES HELPER	D		\$ 10.62	\$ 22,089.60	\$ 5,522.40	\$ 394.17	\$ -	\$ 47.81	\$ 20.02	\$ 1,775.27	\$ 133.07	\$ 2,370.34	\$ 7,892.74
5220	Pressure/Coll-Dist.	Sanchez, Fred J.	WATER SEWER MAINT WORKER II	G10	C	\$ 16.94	\$ 35,235.20	\$ 8,808.80	\$ 1,060.64	\$ 64.47	\$ 47.81	\$ 31.93	\$ 3,449.13	\$ 133.07	\$ 4,787.05	\$ 13,595.85
5220	Pressure/Coll-Dist.	Techara, Michael J.	WATER SEWER MAINT WORKER I	F11	B	\$ 15.31	\$ 31,844.80	\$ 7,961.20	\$ 1,060.64	\$ 64.47	\$ 47.81	\$ 28.86	\$ 2,783.66	\$ 133.07	\$ 4,118.51	\$ 12,079.71
5220	Pressure/Coll-Dist.	Bias, Melchor W.	WATER SEWER MAINT WORKER I	F9	A	\$ 14.00	\$ 29,120.00	\$ 7,280.00	\$ 394.17	\$ 60.06	\$ 47.81	\$ 26.39	\$ 2,516.26	\$ 133.07	\$ 3,177.76	\$ 10,457.76
5220	Pressure/Coll-Dist.	Benavente II, Michael J.	WATER SEWER MAINT WORKER I	FB	C	\$ 13.72	\$ 28,537.60	\$ 7,134.40	\$ 394.17	\$ 60.06	\$ 47.81	\$ 25.86	\$ 2,293.41	\$ 133.07	\$ 2,954.38	\$ 10,088.78
5220	Pressure/Coll-Dist.	Garrido, Robert G.	ADMINISTRATIVE OFFICER	H9	C	\$ 18.56	\$ 38,604.80	\$ 9,651.20	\$ 695.24	\$ 60.06	\$ 47.81	\$ 34.99	\$ 3,425.34	\$ 133.07	\$ 4,396.51	\$ 14,047.71
5220	Pressure/Coll-Dist.	Gerardo Jr., Roger A.	TRADES HELPER	C		\$ 8.87	\$ 18,449.60	\$ 4,612.40	\$ -	\$ 64.47	\$ 47.81	\$ 16.72	\$ 1,376.90	\$ 133.07	\$ 2,699.61	\$ 7,312.01
5220	Pressure/Coll-Dist.	Taltano, Justin Peter S.	TRADES HELPER	C		\$ 8.87	\$ 18,449.60	\$ 4,612.40	\$ -	\$ -	\$ 47.81	\$ 16.72	\$ 1,482.74	\$ 133.07	\$ 1,680.34	\$ 6,292.74
5220	Pressure/Coll-Dist.	Charqualar Jr., Benny E.	TRADES HELPER	D		\$ 9.50	\$ 19,760.00	\$ 4,940.00	\$ 517.93	\$ 64.47	\$ 47.81	\$ 17.91	\$ 1,868.37	\$ 133.07	\$ 2,649.56	\$ 7,589.56
5220	Pressure/Coll-Dist.	Cruz, Javin G.	TRADES HELPER	C		\$ 8.54	\$ 17,763.20	\$ 4,440.80	\$ 695.24	\$ 60.06	\$ -	\$ 16.10	\$ 1,427.58	\$ 133.07	\$ 2,332.05	\$ 6,772.85
5221	Gravty/Coll-Dist.	Memo, Frankie R.	WASTEWATER MAINT MECH SUPV	K14	A	\$ 32.89	\$ 68,411.20	\$ 17,102.80	\$ -	\$ -	\$ 47.81	\$ 62.00	\$ 6,065.04	\$ -	\$ 6,174.85	\$ 23,277.65
5221	Gravty/Coll-Dist.	Agnon, Steven T.	WASTEWATER MAINT MECH II	G19	A	\$ 23.76	\$ 49,420.80	\$ 12,355.20	\$ 1,752.73	\$ 108.57	\$ 47.81	\$ 44.79	\$ 5,500.20	\$ -	\$ 7,454.10	\$ 19,809.30
5221	Gravty/Coll-Dist.	Nangauta, James C.	WASTEWATER MAINT MECH LEADER	I11	C	\$ 22.91	\$ 47,652.80	\$ 11,913.20	\$ 1,261.96	\$ 80.29	\$ 47.81	\$ 43.19	\$ 4,399.35	\$ -	\$ 5,832.60	\$ 17,745.80
5221	Gravty/Coll-Dist.	Agnon, Benny T.	SEWER PLANT OPER I	F13	B	\$ 16.58	\$ 34,486.40	\$ 8,621.60	\$ -	\$ -	\$ 47.81	\$ 31.25	\$ 2,920.71	\$ -	\$ 2,999.77	\$ 11,621.37
5221	Gravty/Coll-Dist.	Castro, Peter B.	SEWER PLANT OPER I	F14	B	\$ 17.25	\$ 35,880.00	\$ 8,970.00	\$ 1,261.96	\$ -	\$ 47.81	\$ 32.52	\$ 3,077.15	\$ 133.07	\$ 4,552.51	\$ 13,522.51
5221	Gravty/Coll-Dist.	Pangelinan, Vincent EC	CENTRALIZED WW MAINT SUPD	M16	D	\$ 47.69	\$ 99,195.20	\$ 24,798.80	\$ 615.16	\$ 80.29	\$ 47.81	\$ 89.90	\$ 9,194.36	\$ 133.07	\$ 10,160.59	\$ 34,959.39
5221	Gravty/Coll-Dist.	Gulie Jr., Gary Allen	PUMPNG STA OPER II	G8	C	\$ 15.65	\$ 32,552.00	\$ 8,138.00	\$ 1,752.73	\$ 108.57	\$ 47.81	\$ 29.50	\$ 2,514.12	\$ 133.07	\$ 4,585.80	\$ 12,723.80
5221	Gravty/Coll-Dist.	Marcedo, Roger P.	PLANT NEST TECH LEADER	J15	C	\$ 30.63	\$ 63,710.40	\$ 15,927.60	\$ 394.17	\$ -	\$ 47.81	\$ 57.74	\$ 5,561.38	\$ 133.07	\$ 6,194.17	\$ 22,121.77
5235	Pumping Fac/Water Coll-Dist.	Duenas, Jerralle JT	WASTEWATER MAINT MECH I	F10	C	\$ 14.86	\$ 30,908.80	\$ 7,727.20	\$ 1,752.73	\$ 108.57	\$ 47.81	\$ 28.01	\$ 2,665.46	\$ 133.07	\$ 4,735.65	\$ 12,462.85
5235	Pumping Fac/Water Coll-Dist.	Castro, Eddie P.	WASTEWATER MAINT MECH II	G21	A	\$ 25.73	\$ 53,518.40	\$ 13,379.60	\$ 695.24	\$ -	\$ 47.81	\$ 48.50	\$ 4,526.80	\$ 133.07	\$ 5,451.42	\$ 18,831.02
5235	Pumping Fac/Water Coll-Dist.	San Miguel, John D.	WATER SEWER MAINT WORKER II	G19	B	\$ 23.76	\$ 49,420.80	\$ 12,355.20	\$ -	\$ -	\$ 47.81	\$ 44.79	\$ 3,904.41	\$ 133.07	\$ 4,130.08	\$ 16,485.28
5235	Pumping Fac/Water Coll-Dist.	Chargualaf JR, Anthony P.	Operations & Maint. Manager	O12	A	\$ 51.30	\$ 106,704.00	\$ 26,676.00	\$ 854.91	\$ 108.57	\$ 47.81	\$ 96.70	\$ 11,019.31	\$ -	\$ 12,127.30	\$ 38,803.30
5235	Pumping Fac/Water Coll-Dist.	San Nicolas, Joaquin M.	WATER DIST SYS MANAGER	M14	A	\$ 42.75	\$ 88,920.00	\$ 22,230.00	\$ 1,752.73	\$ 108.57	\$ 47.81	\$ 80.58	\$ 7,766.97	\$ 133.07	\$ 9,889.73	\$ 32,119.73
5235	Pumping Fac/Water Coll-Dist.	Lujan, Francis A.	PUMPNG STA OPER II	G15	B	\$ 20.47	\$ 42,577.60	\$ 10,644.40	\$ 394.17	\$ 60.06	\$ 47.81	\$ 38.59	\$ 6,415.38	\$ -	\$ 6,956.01	\$ 17,600.41
5235	Pumping Fac/Water Coll-Dist.	Arceo, Peter J.	WATER SEWER MAINT WORKER II	G16	A	\$ 21.09	\$ 43,867.20	\$ 10,966.80	\$ 1,261.96	\$ 80.29	\$ 47.81	\$ 39.75	\$ 3,525.41	\$ -	\$ 4,955.22	\$ 15,922.02
5235	Pumping Fac/Water Coll-Dist.	Sanchez, John A.	PUMPNG STA OPER I	F17	C	\$ 19.64	\$ 40,851.20	\$ 10,212.80	\$ 394.17	\$ -	\$ 47.81	\$ 37.02	\$ 3,587.93	\$ 133.07	\$ 4,200.00	\$ 14,412.80
5235	Pumping Fac/Water Coll-Dist.	Guerrero, Timothy C.	PUMPNG STA OPER I	F11	C	\$ 15.46	\$ 32,156.80	\$ -	\$ -	\$ -	\$ 47.81	\$ -	\$ -	\$ 40.39	\$ 88.20	\$ 88.20

BUS UNIT	DESCRIPTION	NAME	POSITION TITLE	PAY GRADE	GRAD STEP	HRLY RATE	SALARY ANNUAL	SALARY QTR	WED	DEN	LIFE INS	AMERICAN	RET	DCDD	TOTAL BEN	TOTAL
5235	Pumping Fac/Water Coll-Dist.	Tatague, Garrick L.G.	WATER SEWER MAINT WORKER II	G18	D	\$ 23.53	\$ 48,942.40	\$ 12,235.60	\$ 854.91	\$ 108.57	\$ 47.81	\$ 44.35	\$ 6,162.25	\$	\$ 7,217.89	\$ 19,453.49
5235	Pumping Fac/Water Coll-Dist.	Siguenza, Patrick A.F.	PUMPING STA OPER I	F17	C	\$ 19.64	\$ 40,851.20	\$ 10,212.80	\$ 1,060.64	\$ 64.47	\$ 47.81	\$ 37.02	\$ 5,660.19	\$	\$ 6,870.13	\$ 17,082.93
5235	Pumping Fac/Water Coll-Dist.	Wilson Jr., Carl	WATER SEWER MAINT WORKER I	F14	A	\$ 17.08	\$ 35,326.40	\$ 8,881.60	\$	\$	\$ 47.81	\$ 32.20	\$ 3,048.95	\$ 133.07	\$ 3,262.03	\$ 12,143.63
5235	Pumping Fac/Water Coll-Dist.	Brown, Larry C.	WATER SEWER MAINT WORKER II	G12	A	\$ 17.98	\$ 37,398.40	\$ 9,349.60	\$ 695.24	\$ 60.06	\$ 47.81	\$ 33.89	\$ 3,212.83	\$ 133.07	\$ 4,182.90	\$ 13,522.50
5235	Pumping Fac/Water Coll-Dist.	Tufubu, David U.	PUMPING STA LEADER	19	D	\$ 21.37	\$ 44,449.60	\$ 11,112.40	\$ 695.24	\$ 60.06	\$ 47.81	\$ 40.28	\$ 3,572.24	\$ 133.07	\$ 4,548.70	\$ 15,661.10
5235	Pumping Fac/Water Coll-Dist.	Santos, Glenn G.	WATER CONST MAINT SUPT	M7	C	\$ 33.00	\$ 68,645.00	\$	\$	\$	\$ 47.81	\$	\$	\$ 40.39	\$ 88.20	\$ 88.20
5235	Pumping Fac/Water Coll-Dist.	Tetraotao, Frankie D.	PUMPING STA OPER I	F8	B	\$ 13.59	\$ 28,267.20	\$	\$	\$	\$ 57.47	\$	\$	\$ 19.01	\$ 76.48	\$ 76.48
5235	Pumping Fac/Water Coll-Dist.	Gagan, Gary George P.	PUMPING STA OPER I	F10	A	\$ 14.57	\$ 30,305.60	\$ 7,576.40	\$ 695.24	\$ 60.06	\$ 47.81	\$ 27.46	\$ 2,957.57	\$ 133.07	\$ 3,921.21	\$ 11,497.61
5235	Pumping Fac/Water Coll-Dist.	Mangiona, Frankie B.	PUMPING STA OPER I	F8	C	\$ 13.72	\$ 28,537.60	\$ 7,134.40	\$ 394.17	\$ 60.06	\$ 47.81	\$ 25.86	\$ 2,917.78	\$ 133.07	\$ 3,578.75	\$ 10,713.15
5235	Pumping Fac/Water Coll-Dist.	Aplag, Severn Hilary A.	PUMPING STA OPER I	F8	B	\$ 13.59	\$ 28,267.20	\$ 7,066.80	\$ 1,752.73	\$ 108.57	\$ 47.81	\$ 25.62	\$ 2,271.72	\$ 133.07	\$ 4,339.52	\$ 11,406.32
5235	Pumping Fac/Water Coll-Dist.	Orlino, Keith F.	WATER SEWER MAINT WORKER I	F9	B	\$ 14.14	\$ 29,411.20	\$ 7,352.80	\$ 394.17	\$ 60.06	\$ 47.81	\$ 26.65	\$ 2,574.56	\$ 133.07	\$ 3,236.32	\$ 10,589.12
5235	Pumping Fac/Water Coll-Dist.	Pangelinan, Jason Gerard	TRADES HELPER	D	D	\$ 10.62	\$ 22,089.60	\$ 5,522.40	\$ 394.17	\$ 60.06	\$ 47.81	\$ 20.02	\$ 1,896.83	\$ 133.07	\$ 2,551.96	\$ 8,074.36
5235	Pumping Fac/Water Coll-Dist.	Blake, Jr. Steven E.	WATER SEWER MAINT WORKER I	F7	D	\$ 13.32	\$ 27,705.60	\$ 6,926.40	\$ 394.17	\$ 60.06	\$ 47.81	\$ 25.11	\$ 2,226.56	\$ 133.07	\$ 2,886.78	\$ 9,813.18
5235	Pumping Fac/Water Coll-Dist.	Paulino, Craig J.T.	TRADES HELPER	D	D	\$ 9.50	\$ 19,760.00	\$ 4,940.00	\$	\$	\$ 47.81	\$ 17.91	\$ 1,546.22	\$ 133.07	\$ 1,745.01	\$ 6,685.01
5235	Pumping Fac/Water Coll-Dist.	Paulino, Ken Jay	TRADES HELPER	D	D	\$ 9.50	\$ 19,760.00	\$ 4,940.00	\$	\$	\$ 47.81	\$ 17.91	\$ 1,697.50	\$ 133.07	\$ 1,896.29	\$ 6,836.29
5235	Pumping Fac/Water Coll-Dist.	Duenas, Mark Anthony A.	TRADES HELPER	D	D	\$ 9.50	\$ 19,760.00	\$ 4,940.00	\$	\$	\$ 47.81	\$ 17.91	\$ 1,699.17	\$ 133.07	\$ 1,897.96	\$ 6,837.96
5235	Pumping Fac/Water Coll-Dist.	Obemeyer, Christopher D.	Apprentice Trainer			\$ 13.62	\$ 28,329.60	\$ 7,082.40	\$ 695.24	\$ 60.06	\$ 47.81	\$ 25.67	\$ 2,276.75	\$ 133.07	\$ 3,238.60	\$ 10,321.00
5235	Pumping Fac/Water Coll-Dist.	Sablun, Shane M.	TRADES HELPER	C	C	\$ 8.87	\$ 18,449.60	\$ 4,612.40	\$ 1,060.64	\$ 64.47	\$ 47.81	\$ 16.72	\$ 1,482.74	\$ 133.07	\$ 2,805.45	\$ 7,417.85
5235	Pumping Fac/Water Coll-Dist.	Tatague, Craig Joseph	TRADES HELPER	C	C	\$ 8.87	\$ 18,449.60	\$ 4,612.40	\$ 695.24	\$ 60.06	\$ 47.81	\$ 16.72	\$ 1,482.84	\$ 133.07	\$ 2,435.74	\$ 7,048.14
5235	Pumping Fac/Water Coll-Dist.	Bias, Angelina R.	TRADES HELPER	D	D	\$ 9.15	\$ 19,032.00	\$ 4,758.00	\$ 394.17	\$ 60.06	\$ 47.81	\$ 17.25	\$ 1,966.54	\$ 133.07	\$ 2,618.90	\$ 7,376.90
5235	Pumping Fac/Water Coll-Dist.	Butcher, Devon M.	TRADES HELPER	C	C	\$ 8.54	\$ 17,763.20	\$ 4,440.80	\$ 695.24	\$ 60.06	\$	\$ 16.10	\$ 1,427.58	\$ 133.07	\$ 2,332.05	\$ 6,772.85
5235	Pumping Fac/Water Coll-Dist.	San Nicolas, Peter R.	TRADES HELPER	C	C	\$ 8.54	\$ 17,763.20	\$ 4,440.80	\$	\$	\$	\$ 16.10	\$ 1,427.58	\$ 133.07	\$ 1,576.75	\$ 6,017.55
5236	Pumping Fac/WV Coll-Dist.	Soungose, Peter L.	PUMPING STA OPER II	G18	C	\$ 23.29	\$ 48,443.20	\$ 12,110.80	\$ 540.84	\$ 34.41	\$ 20.49	\$ 43.90	\$ 2,162.15	\$ 57.03	\$ 2,858.82	\$ 14,969.62
5236	Pumping Fac/WV Coll-Dist.	Cruz, Franklin F.	PUMPING STA LEADER	114	C	\$ 25.82	\$ 53,705.60	\$ 13,426.40	\$	\$	\$ 47.81	\$ 48.67	\$ 4,557.43	\$	\$ 4,653.91	\$ 18,080.31
5236	Pumping Fac/WV Coll-Dist.	Quinata, Anthony A.	PUMPING STA LEADER	123	A	\$ 36.20	\$ 75,296.00	\$ 18,824.00	\$ 695.24	\$ 60.06	\$ 47.81	\$ 68.24	\$ 6,382.78	\$ 133.07	\$ 7,387.20	\$ 26,211.20
5236	Pumping Fac/WV Coll-Dist.	Alaino, Efrén M.	WATER/SEWER CONST/MAINT SUPT	M15	A	\$ 44.48	\$ 92,518.40	\$ 23,129.60	\$ 615.16	\$ 80.29	\$ 47.81	\$ 83.84	\$ 8,679.33	\$	\$ 9,506.43	\$ 32,636.03
5236	Pumping Fac/WV Coll-Dist.	Topasna, Henry S.	SEWER PLANT OPER II	G19	C	\$ 24.24	\$ 50,419.20	\$ 12,604.80	\$ 1,752.73	\$ 108.57	\$ 47.81	\$ 45.69	\$ 4,421.79	\$ 133.07	\$ 6,509.66	\$ 19,114.46
5236	Pumping Fac/WV Coll-Dist.	Borja, Jeffrey M.	SEWER PLANT OPER II	G15	A	\$ 20.27	\$ 42,161.60	\$ 10,540.40	\$ 1,752.73	\$ 108.57	\$ 47.81	\$ 38.21	\$ 4,380.59	\$	\$ 6,327.91	\$ 16,868.31
5236	Pumping Fac/WV Coll-Dist.	Perez, Raymond M.	WATER SEWER MAINT WORKER II	G13	B	\$ 18.90	\$ 39,312.00	\$ 9,828.00	\$ 695.24	\$ 60.06	\$ 47.81	\$ 35.63	\$ 3,433.93	\$ 133.07	\$ 4,405.74	\$ 14,233.74
5236	Pumping Fac/WV Coll-Dist.	Torres, Brian K.	PUMPING STA SUPERVISOR	K13	A	\$ 31.61	\$ 65,748.80	\$ 16,437.20	\$ 1,752.73	\$ 108.57	\$ 47.81	\$ 59.58	\$ 5,821.46	\$ 133.07	\$ 7,923.22	\$ 24,360.42
5236	Pumping Fac/WV Coll-Dist.	Cruz, Michelangelo Paul A.	PUMPING STA OPER II	G13	B	\$ 18.90	\$ 39,312.00	\$ 9,828.00	\$	\$	\$ 47.81	\$ 35.63	\$ 3,005.52	\$ 133.07	\$ 3,222.03	\$ 13,050.03
5236	Pumping Fac/WV Coll-Dist.	Sablun, Frank J.	WATER SEWER MAINT WORKER I	F13	A	\$ 16.42	\$ 34,153.60	\$ 8,538.40	\$	\$	\$ 47.81	\$ 30.95	\$ 2,970.20	\$ 133.07	\$ 3,182.03	\$ 11,720.43

BUS UNIT	DESCRIPTION	NAME	POSITION TITLE	PAY GRADE	GRAD STEP	HRLY RATE	SALARY ANNUAL	SALARY QTR	MED	DEN	LIFE INS	HEALTHCARE	RET	DCDD	TOTAL BEN	TOTAL
5236	Pumping Fac./WW Coll.-Dist.	Aguon, Edward A	PUMPING STA SUPERVISOR	K20	D	\$ 43.03	\$ 89,502.40	\$ 22,375.60	\$ 1,752.73	\$ 108.57	\$ 47.81	\$ 81.11	\$ 7,686.36	\$ 133.07	\$ 9,809.65	\$ 32,185.25
5236	Pumping Fac./WW Coll.-Dist.	Quintanilla, George S	TRADES HELPER	J		\$ 13.24	\$ 27,339.20	\$ 6,884.80	\$ 1,752.73	\$ 108.57	\$ 47.81	\$ 24.96	\$ 2,213.19	\$ 133.07	\$ 4,280.33	\$ 11,165.13
5236	Pumping Fac./WW Coll.-Dist.	Bias, John K. T.	PUMPING STA SUPERVISOR	K12	C	\$ 30.99	\$ 64,459.20	\$ 16,114.80	\$ 1,261.96	\$ 80.29	\$ 47.81	\$ 58.42	\$ 5,624.70	\$ 133.07	\$ 7,206.25	\$ 23,321.05
5236	Pumping Fac./WW Coll.-Dist.	Abyy, Stuart Lee	WASTEWATER MAINT WECCH II	G8	B	\$ 15.49	\$ 32,219.20	\$ 8,054.80	\$ 1,752.73	\$ 108.57	\$ 47.81	\$ 29.20	\$ 3,127.36	\$ 133.07	\$ 5,198.74	\$ 13,253.54
5236	Pumping Fac./WW Coll.-Dist.	Mendiola, Bryan R.	WASTEWATER MAINT WECCH II	G8	D	\$ 15.80	\$ 32,864.00	\$ 8,216.00	\$ 1,752.73	\$ 108.57	\$ 47.81	\$ 29.78	\$ 2,877.08	\$ 133.07	\$ 4,949.04	\$ 13,165.04
5236	Pumping Fac./WW Coll.-Dist.	Tudela, Jason Henry S.	WASTEWATER MAINT WECCH II	G9	B	\$ 16.12	\$ 33,529.60	\$ 8,382.40	\$ 1,060.64	\$ 64.47	\$ 47.81	\$ 30.39	\$ 3,098.30	\$ 133.07	\$ 4,434.68	\$ 12,817.08
5236	Pumping Fac./WW Coll.-Dist.	Mantanon, James C.	WASTEWATER MAINT WECCH I	F6	A	\$ 12.42	\$ 25,833.60	\$ 6,458.40	\$ 676.88	\$ 54.37	\$ 47.81	\$ 23.41	\$ 2,296.57	\$ 133.07	\$ 3,232.11	\$ 9,690.51
5236	Pumping Fac./WW Coll.-Dist.	Quinata, Jake Terrance	WASTEWATER MAINT WECCH II	G8	B	\$ 15.49	\$ 32,219.20	\$ 8,054.80	\$ 854.91	\$ 108.57	\$ 47.81	\$ 29.20	\$ 2,777.00	\$ 133.07	\$ 3,950.56	\$ 12,005.36
5236	Pumping Fac./WW Coll.-Dist.	Aguon, Joseph Anthony C.	WASTEWATER MAINT WECCH I	F8	C	\$ 13.72	\$ 28,537.60	\$ 7,134.40	\$ 1,060.64	\$ 64.47	\$ 47.81	\$ 25.86	\$ 2,529.25	\$ 133.07	\$ 3,861.10	\$ 10,995.50
5236	Pumping Fac./WW Coll.-Dist.	Lunof, Curtis Jerome I.	PUMPING STA OPER I	F9	A	\$ 14.00	\$ 29,120.00	\$ 7,280.00	\$ 1,060.64	\$ 64.47	\$ 47.81	\$ 26.39	\$ 2,271.74	\$ 133.07	\$ 3,604.12	\$ 10,884.12
5236	Pumping Fac./WW Coll.-Dist.	Mantanon, Lance JD	WASTES SENER MAINT WORKER I	F9	B	\$ 14.14	\$ 29,411.20	\$ 7,352.80	\$ 394.17	\$ 60.06	\$ 47.81	\$ 26.65	\$ 2,525.20	\$ 133.07	\$ 3,186.96	\$ 10,539.76
5236	Pumping Fac./WW Coll.-Dist.	Castro, Keith J.	TRADES HELPER	D		\$ 11.02	\$ 22,921.60	\$ 5,730.40	\$ 1,752.73	\$ 108.57	\$ 47.81	\$ 20.77	\$ 1,757.58	\$ 133.07	\$ 3,820.53	\$ 9,550.93
5236	Pumping Fac./WW Coll.-Dist.	Bias, JayRyan T.	WASTES SENER MAINT WORKER I	F9	B	\$ 14.14	\$ 29,411.20	\$ 7,352.80	\$ 854.91	\$ 108.57	\$ 47.81	\$ 26.65	\$ 2,565.92	\$ 133.07	\$ 3,736.93	\$ 11,099.73
5236	Pumping Fac./WW Coll.-Dist.	Lujan, Jonathan J.	TRADES HELPER	D		\$ 10.62	\$ 22,089.60	\$ 5,522.40	\$ -	\$ -	\$ 47.81	\$ 20.02	\$ 1,963.78	\$ 133.07	\$ 2,164.68	\$ 7,687.08
5236	Pumping Fac./WW Coll.-Dist.	Cruz, Scott V.	TRADES HELPER	C		\$ 8.54	\$ 17,763.20	\$ 4,440.80	\$ 695.24	\$ 60.06	\$ -	\$ 16.10	\$ 1,427.58	\$ 133.07	\$ 2,332.05	\$ 6,772.85
5241	Tech Dispatch/Coll-Dist	Arceo, Tommy J.	TROUBLE DISPATCHER	G12	B	\$ 18.16	\$ 37,772.80	\$ 9,443.20	\$ 1,261.96	\$ 80.29	\$ 47.81	\$ 34.23	\$ 3,020.59	\$ 133.07	\$ 4,577.95	\$ 14,021.15
5241	Tech Dispatch/Coll-Dist	Quindachay, Timothy F.	TROUBLE DISPATCHER	G6	B	\$ 14.31	\$ 29,764.80	\$ 7,441.20	\$ 540.84	\$ 34.41	\$ -	\$ 26.97	\$ 1,356.88	\$ 76.04	\$ 2,045.14	\$ 9,486.34
5241	Tech Dispatch/Coll-Dist	Guerrero, Eugene A.	TROUBLE DISPATCHER	G15	A	\$ 20.27	\$ 42,161.60	\$ 10,540.40	\$ 1,060.64	\$ 64.47	\$ 47.81	\$ 38.21	\$ 3,581.01	\$ 133.07	\$ 4,925.21	\$ 15,465.61
5241	Tech Dispatch/Coll-Dist	Mikkel, Kathleen S.	TROUBLE DISPATCHER SUPERVISOR	J12	D	\$ 27.45	\$ 57,096.00	\$ 14,274.00	\$ 695.24	\$ 60.06	\$ 47.81	\$ 51.74	\$ 5,066.98	\$ 133.07	\$ 6,054.90	\$ 20,328.90
5241	Tech Dispatch/Coll-Dist	Herrero, Jonathan James	TROUBLE DISPATCHER	G13	B	\$ 18.90	\$ 39,312.00	\$ 9,828.00	\$ 1,752.73	\$ 108.57	\$ 47.81	\$ 35.63	\$ 3,495.08	\$ 133.07	\$ 5,572.89	\$ 15,400.89
5241	Tech Dispatch/Coll-Dist	Diaz, James N.	TROUBLE DISPATCHER	G7	D	\$ 15.19	\$ 31,595.20	\$ 7,898.80	\$ 517.93	\$ 64.47	\$ 47.81	\$ 28.63	\$ 2,539.18	\$ 133.07	\$ 3,331.09	\$ 11,229.89
5241	Tech Dispatch/Coll-Dist	Vicente, Neal Keanu P.	TROUBLE DISPATCHER	G6	B	\$ 14.31	\$ 29,764.80	\$ 7,441.20	\$ 909.12	\$ 55.26	\$ -	\$ 26.97	\$ 2,392.04	\$ 133.07	\$ 3,516.46	\$ 10,957.66
5244	Tech Heavy Eq./Coll-Dist	Boria, Peter J.	HEAVY EQUIP MECH SUPERVISOR	K12	A	\$ 30.38	\$ 63,190.40	\$ 15,797.60	\$ 1,752.73	\$ 108.57	\$ 47.81	\$ 57.27	\$ 6,850.63	\$ -	\$ 8,817.01	\$ 24,614.61
5244	Tech Heavy Eq./Coll-Dist	Cruz, Jose B.	HEAVY EQUIP MECH II	I11	A	\$ 22.46	\$ 46,716.80	\$ 11,679.20	\$ 695.24	\$ 60.06	\$ 47.81	\$ 42.34	\$ 4,134.29	\$ -	\$ 4,979.74	\$ 16,658.94
5244	Tech Heavy Eq./Coll-Dist	Quengra, Bill A.	EQUIP OPER IV	G8	B	\$ 15.49	\$ 32,219.20	\$ 8,054.80	\$ -	\$ -	\$ 47.81	\$ 29.20	\$ 2,766.96	\$ 133.07	\$ 2,977.04	\$ 11,031.84
5244	Tech Heavy Eq./Coll-Dist	Sablan, Michael M.	EQUIP OPER LEADER II	I7	C	\$ 19.54	\$ 40,643.20	\$ 10,160.80	\$ -	\$ -	\$ 47.81	\$ 36.83	\$ 3,500.22	\$ 133.07	\$ 3,717.93	\$ 13,878.73
5244	Tech Heavy Eq./Coll-Dist	Charquialaf, Benny E.	EQUIP OPER SUPERV	J7	A	\$ 21.84	\$ 45,422.20	\$ 11,356.80	\$ 854.91	\$ 108.57	\$ 47.81	\$ 41.17	\$ 3,905.29	\$ 133.07	\$ 5,090.82	\$ 16,447.62
5244	Tech Heavy Eq./Coll-Dist	Lujan, Paul Q.	Equipment Maintenance Superm	M8	B	\$ 34.00	\$ 70,720.00	\$ 17,680.00	\$ 394.17	\$ 60.06	\$ 47.81	\$ 64.09	\$ 5,683.44	\$ 133.07	\$ 6,382.64	\$ 24,062.64
5244	Tech Heavy Eq./Coll-Dist	Charquialaf, Ray R.	HEAVY EQUIP MECH LEADER	J9	D	\$ 24.36	\$ 50,668.80	\$ 12,667.20	\$ 1,752.73	\$ 108.57	\$ 47.81	\$ 45.92	\$ 4,421.44	\$ 133.07	\$ 6,509.54	\$ 19,176.74
5244	Tech Heavy Eq./Coll-Dist	Charquialaf, David B.	EQUIP OPER III	F7	B	\$ 13.06	\$ 27,164.80	\$ 6,791.20	\$ 1,261.96	\$ 80.29	\$ 47.81	\$ 24.62	\$ 2,226.94	\$ 133.07	\$ 3,774.69	\$ 10,565.89
5244	Tech Heavy Eq./Coll-Dist	Milner, Joseph B.	HEAVY EQUIP MECH II	I5	C	\$ 18.04	\$ 37,523.20	\$ 9,380.80	\$ 1,752.73	\$ 108.57	\$ 47.81	\$ 34.01	\$ 3,160.27	\$ 133.07	\$ 5,236.46	\$ 14,617.26
5244	Tech Heavy Eq./Coll-Dist	Hufalar, Lito V.	ELECTRICIAN II	I8	C	\$ 20.33	\$ 42,286.40	\$ 10,571.60	\$ 615.16	\$ 80.29	\$ 47.81	\$ 38.32	\$ 3,688.59	\$ 133.07	\$ 4,603.24	\$ 15,174.84

BUS UNIT	DESCRIPTION	NAME	POSITION TITLE	PAY GRADE	GRAD STEP	HRLY RATE	SALARY ANNUAL	SALARY QTR	WED	DEN	LIFE INS	WELFARE	RET	DCDD	TOTAL BEN	TOTAL
5244	Tech Heavy Eq./Coll-Dist	Halimi, Eric A.	HEAVY EQUIP MECH LEADER	J5	D	\$ 20.78	\$ 43,222.40	\$ 10,805.60	\$ -	\$ -	\$ 47.81	\$ 39.17	\$ 3,770.26	\$ 133.07	\$ 3,990.31	\$ 14,795.91
5244	Tech Heavy Eq./Coll-Dist	Partle, Albert John B.	HEAVY EQUIP MECH I	G5	B	\$ 13.75	\$ 28,600.00	\$ 7,150.00	\$ 1,752.73	\$ 108.57	\$ 47.81	\$ 25.92	\$ 2,458.38	\$ 133.07	\$ 4,526.48	\$ 11,676.48
5244	Tech Heavy Eq./Coll-Dist	Castro, Ignacio M.	EQUIP OPER LEADER II	I5	A	\$ 17.69	\$ 36,795.20	\$ 9,198.80	\$ 854.91	\$ 108.57	\$ 47.81	\$ 33.35	\$ 2,957.08	\$ 133.07	\$ 4,134.29	\$ 13,333.59
5247	Tech Electricians/Coll-Dist	Jardel, Victor A.	ELECTRICIAN II	I13	C	\$ 24.81	\$ 51,604.80	\$ 12,901.20	\$ 1,261.96	\$ 80.29	\$ 47.81	\$ 46.77	\$ 4,509.94	\$ 133.07	\$ 6,079.84	\$ 18,981.04
5247	Tech Electricians/Coll-Dist	Quichocho, Edward M.	ELECTRICIAN LEADER	J9	B	\$ 23.88	\$ 49,670.40	\$ 12,417.60	\$ 517.93	\$ -	\$ 47.81	\$ 45.01	\$ 4,798.14	\$ 133.07	\$ 5,541.96	\$ 17,959.56
5247	Tech Electricians/Coll-Dist	Santos, Mancini Liam G.	PLANT INST TECH II	I10	C	\$ 22.02	\$ 45,801.60	\$ 11,450.40	\$ 394.17	\$ 60.06	\$ 47.81	\$ 41.51	\$ 4,259.30	\$ 133.07	\$ 4,935.92	\$ 16,386.32
5247	Tech Electricians/Coll-Dist	Hoover, Matthew E.	PLANT INST TECH II	I10	C	\$ 22.02	\$ 45,801.60	\$ 11,450.40	\$ 1,261.96	\$ 80.29	\$ 47.81	\$ 41.51	\$ 4,056.83	\$ 133.07	\$ 5,621.47	\$ 17,071.87
5247	Tech Electricians/Coll-Dist	Parrnas, Felix O.	ELECTRICIAN II	I13	A	\$ 24.32	\$ 50,585.60	\$ 12,646.40	\$ 517.93	\$ 64.47	\$ 47.81	\$ 45.84	\$ 4,411.91	\$ 133.07	\$ 5,221.03	\$ 17,867.43
5247	Tech Electricians/Coll-Dist	Lotoc, Bernardo P.	ELECTRICIAN II	I12	B	\$ 23.61	\$ 49,108.80	\$ 12,277.20	\$ 1,752.73	\$ -	\$ 47.81	\$ 44.50	\$ 4,284.45	\$ 133.07	\$ 6,262.56	\$ 18,539.76
5247	Tech Electricians/Coll-Dist	Ricobar, Arthur M.	ELECTRICIAN II	I8	C	\$ 20.33	\$ 42,286.40	\$ 10,571.60	\$ 1,752.73	\$ 108.57	\$ 47.81	\$ 38.32	\$ 3,690.61	\$ 133.07	\$ 5,771.11	\$ 16,342.71
5247	Tech Electricians/Coll-Dist	Santos, Rudy M.	ELECTRICIAN II	I8	C	\$ 20.33	\$ 42,286.40	\$ 10,571.60	\$ 1,752.73	\$ -	\$ 47.81	\$ 38.32	\$ 3,690.90	\$ 133.07	\$ 5,662.83	\$ 16,234.43
5285	Meter Shop	Paulino, Gerald M.	WATER SEWER MAINT SUPV	K10	C	\$ 28.61	\$ 59,508.80	\$ 14,877.20	\$ -	\$ -	\$ 47.81	\$ 53.93	\$ 4,506.60	\$ -	\$ 4,608.34	\$ 19,485.54
5285	Meter Shop	Argon, Peter F.	WATER SEWER MAINT WORKER I	F14	C	\$ 17.43	\$ 36,254.40	\$ 9,063.60	\$ -	\$ -	\$ 47.81	\$ 32.86	\$ 2,913.61	\$ 133.07	\$ 3,127.35	\$ 12,190.95
5285	Meter Shop	Santos JR, Joseph M.	WATER SEWER MAINT WORKER I	F13	D	\$ 16.91	\$ 35,172.80	\$ 8,793.20	\$ 695.24	\$ -	\$ 47.81	\$ 31.88	\$ 2,716.35	\$ 133.07	\$ 3,624.35	\$ 12,417.55
5285	Meter Shop	Arceo, Bryan J.	WATER METER READER SUPERVISOR	J10	B	\$ 24.85	\$ 51,688.00	\$ 12,922.00	\$ 1,060.64	\$ 64.47	\$ 47.81	\$ 46.84	\$ 4,584.41	\$ 133.07	\$ 5,937.24	\$ 18,859.24
5285	Meter Shop	Foster, Everard P.S.	Apprentice Trainee			\$ 13.62	\$ 28,329.60	\$ 7,082.40	\$ 394.17	\$ 60.06	\$ 47.81	\$ 25.67	\$ 5,802.40	\$ 133.07	\$ 6,463.18	\$ 13,545.58
5310	Ground/Prod-Treat.	Miller, Mark G.	Asst Gen Mgr Coll Dist	O12	B	\$ 51.82	\$ 107,766.94	\$ 26,941.74	\$ -	\$ -	\$ 47.81	\$ 97.66	\$ 11,917.34	\$ -	\$ 12,062.81	\$ 39,004.55
5310	Ground/Prod-Treat.	Flores, George V.	PUMPING STA LEADER	I9	B	\$ 20.95	\$ 43,576.00	\$ 10,894.00	\$ 394.17	\$ -	\$ 47.81	\$ 39.49	\$ 3,552.06	\$ -	\$ 4,033.53	\$ 14,927.53
5310	Ground/Prod-Treat.	Naura, Peter J.D.	WATER SEWER MAINT LEADER	I10	B	\$ 21.80	\$ 45,344.00	\$ 11,336.00	\$ -	\$ -	\$ 47.81	\$ 41.09	\$ 3,638.16	\$ -	\$ 3,727.06	\$ 15,063.06
5310	Ground/Prod-Treat.	Pangelinan, Jackie RF	WASTEWATER MAINT MECH I	F12	B	\$ 15.93	\$ 33,134.40	\$ 8,283.60	\$ -	\$ -	\$ 47.81	\$ 30.03	\$ 2,559.20	\$ 133.07	\$ 2,770.11	\$ 11,053.71
5310	Ground/Prod-Treat.	Cruz, Peter T.	WATER SEWER MAINT WORKER II	G13	A	\$ 18.71	\$ 38,916.80	\$ 9,729.20	\$ -	\$ -	\$ 47.81	\$ 35.27	\$ 3,114.54	\$ 133.07	\$ 3,330.69	\$ 13,059.89
5310	Ground/Prod-Treat.	Pangelinan, Richard W.	WASTEWATER MAINT MECH I	F13	C	\$ 16.75	\$ 34,840.00	\$ 8,710.00	\$ 394.17	\$ -	\$ 47.81	\$ 31.57	\$ 3,047.77	\$ 133.07	\$ 3,654.39	\$ 12,364.39
5310	Ground/Prod-Treat.	Diaz, Jeremiah Frank B.	PLANT INST TECH II	I10	C	\$ 22.02	\$ 45,801.60	\$ 11,450.40	\$ 1,060.64	\$ 64.47	\$ 47.81	\$ 41.51	\$ 4,668.25	\$ 133.07	\$ 6,015.75	\$ 17,466.15
5310	Ground/Prod-Treat.	Arceo, Erik F.	TRUCKS HELPER	C		\$ 8.54	\$ 17,653.20	\$ 4,440.80	\$ 1,752.73	\$ 108.57	\$ 47.81	\$ 16.10	\$ 1,427.58	\$ 133.07	\$ 3,485.86	\$ 7,926.66
5311	Surface/Prod-Treat.	Naputti, Raymond F.	WATER SEWER MAINT WORKER I	F16	B	\$ 18.68	\$ 38,894.40	\$ 9,713.60	\$ 1,261.96	\$ -	\$ 47.81	\$ 35.21	\$ 3,030.58	\$ -	\$ 4,375.56	\$ 14,089.16
5311	Surface/Prod-Treat.	Topasna, Ron S.	WATER TREATMENT PLANT SUPV	M14	B	\$ 43.17	\$ 89,793.60	\$ 22,448.40	\$ 1,752.73	\$ 108.57	\$ 47.81	\$ 81.38	\$ 9,558.96	\$ -	\$ 11,549.45	\$ 33,997.85
5311	Surface/Prod-Treat.	San Nicolas, Kit M.	WATER SEWER MAINT WORKER II	G15	A	\$ 20.27	\$ 42,161.60	\$ 10,540.40	\$ 854.91	\$ 108.57	\$ 47.81	\$ 38.21	\$ 3,254.58	\$ 133.07	\$ 4,437.15	\$ 14,977.55
5311	Surface/Prod-Treat.	Quintanilla, Raymond C	Water Plant Oper Leader	I12	C	\$ 23.84	\$ 49,587.20	\$ 12,396.80	\$ -	\$ -	\$ 47.81	\$ 44.94	\$ 4,867.25	\$ 133.07	\$ 5,093.07	\$ 17,489.87
5311	Surface/Prod-Treat.	Sanchez, Zachary T.	WASTEWATER MAINT MECH I	F11	B	\$ 15.31	\$ 31,844.80	\$ 7,961.20	\$ 1,060.64	\$ 64.47	\$ 47.81	\$ 28.86	\$ 2,742.59	\$ 133.07	\$ 4,077.44	\$ 12,038.64
5311	Surface/Prod-Treat.	Tainanglo, Kyle M.	Water Plant Oper Leader	H8	C	\$ 17.84	\$ 37,107.20	\$ 9,276.80	\$ 1,752.73	\$ 108.57	\$ 47.81	\$ 33.63	\$ 3,201.52	\$ 133.07	\$ 5,227.33	\$ 14,554.13
5311	Surface/Prod-Treat.	San Nicolas, Joseph J	Water Plant Oper I	G4	D	\$ 13.48	\$ 28,038.40	\$ 7,009.60	\$ 1,060.64	\$ 64.47	\$ 47.81	\$ 25.41	\$ 2,253.30	\$ 133.07	\$ 3,584.70	\$ 10,594.30

BUS UNIT	DESCRIPTION	NAME	POSITION TITLE	PAY GRADE	GRAD STEP	HRLY RATE	SALARY ANNUAL	SALARY QTR	HEED	DEN	LIFE INS	AMERICA	RET	DCDD	TOTAL BEN	TOTAL
5311	Surface/Prod-Treat.	Tyulengco, Vincent Jon	WATER SEWER MAINT WORKER I	F9	A	\$ 14.00	\$ 29,120.00	\$ 7,280.00	\$ 695.24	\$ 60.06	\$ 47.81	\$ 26.39	\$ 2,248.33	\$ 133.07	\$ 3,210.90	\$ 10,490.90
5311	Surface/Prod-Treat.	Tatague, Shane D	WATER SEWER MAINT WORKER I	F9	A	\$ 14.00	\$ 29,120.00	\$ 7,280.00	\$ 394.17	\$ -	\$ 47.81	\$ 26.39	\$ 2,248.33	\$ 133.07	\$ 2,849.77	\$ 10,129.77
5360	Treatment/Disposal Prod Treat.	Padrones, Peter J.	WASTEWATER MAINT MCH II	G22	C	\$ 27.31	\$ 56,804.80	\$ 14,201.20	\$ 695.24	\$ 60.06	\$ 47.81	\$ 51.48	\$ 4,889.14	\$ 133.07	\$ 5,876.80	\$ 20,078.00
5360	Treatment/Disposal Prod Treat.	Kameshiro, Derek H.	SEWER PLANT LEADER	I13	B	\$ 24.56	\$ 51,084.80	\$ 12,771.20	\$ 1,060.64	\$ 64.47	\$ 47.81	\$ 46.30	\$ 4,323.81		\$ 5,543.03	\$ 18,314.23
5360	Treatment/Disposal Prod Treat.	Tallada, Zambales R.	SEWER PLANT LEADER	I16	C	\$ 27.96	\$ 56,156.80	\$ 14,539.20	\$ 394.17	\$ -	\$ 47.81	\$ 52.70	\$ 5,089.50	\$ 133.07	\$ 5,717.25	\$ 20,256.45
5360	Treatment/Disposal Prod Treat.	Untalan, Paul C.	SEWER PLANT LEADER	I10	C	\$ 22.02	\$ 45,801.60	\$ 11,450.40	\$ 854.91	\$ 108.57	\$ 47.81	\$ 41.51	\$ 4,394.15		\$ 5,446.95	\$ 16,897.35
5360	Treatment/Disposal Prod Treat.	Sanchez, Francisco C.	SEWER PLANT OPER II	G12	A	\$ 17.98	\$ 37,398.40	\$ 9,349.60	\$ 1,752.73	\$ 108.57	\$ 47.81	\$ 33.89	\$ 3,263.17	\$ 133.07	\$ 5,339.24	\$ 14,688.84
5360	Treatment/Disposal Prod Treat.	Flores, Ricky H	WATER SEWER MAINT WORKER II	G19	A	\$ 23.76	\$ 49,420.80	\$ 12,355.20	\$ -	\$ -	\$ 47.81	\$ 44.79	\$ 4,614.32		\$ 4,706.92	\$ 17,062.12
5360	Treatment/Disposal Prod Treat.	Chargualaf, Frankie E.	EQUIP OPER II	E10	B	\$ 12.91	\$ 26,852.80	\$ 6,713.20	\$ 854.91	\$ 108.57	\$ 47.81	\$ 24.34	\$ 2,271.37	\$ 133.07	\$ 3,440.07	\$ 10,153.27
5360	Treatment/Disposal Prod Treat.	Barclay, Benbenido M.	SEWER PLANT OPER II	G17	D	\$ 22.61	\$ 47,028.80	\$ 11,757.20	\$ 1,752.73	\$ 108.57	\$ 47.81	\$ 42.62	\$ 3,855.18	\$ 133.07	\$ 5,939.98	\$ 17,697.18
5360	Treatment/Disposal Prod Treat.	Agon, Daniel A.	WASTEWATER PLANT SLT	M7	C	\$ 33.00	\$ 68,640.00	\$ 17,160.00	\$ 1,752.73	\$ 108.57	\$ 47.81	\$ 62.21	\$ 6,077.30	\$ 133.07	\$ 8,181.69	\$ 25,341.69
5360	Treatment/Disposal Prod Treat.	Gutierrez, Arthur L	SEWER PLANT SUPV	K11	A	\$ 29.19	\$ 60,715.20	\$ 15,178.80	\$ 854.91	\$ 108.57	\$ 47.81	\$ 55.02	\$ 5,132.00	\$ 133.07	\$ 6,331.38	\$ 21,510.18
5360	Treatment/Disposal Prod Treat.	Mendiola Jr., Victor Cabrera	SEWER PLANT OPER II	G8	C	\$ 15.65	\$ 32,552.00	\$ 8,138.00	\$ 394.17	\$ 60.06	\$ 47.81	\$ 29.50	\$ 2,805.44	\$ 133.07	\$ 3,470.05	\$ 11,608.05
5360	Treatment/Disposal Prod Treat.	Taitano, Joey A.	SEWER PLANT OPER II	G9	C	\$ 16.28	\$ 33,862.40	\$ 8,465.60	\$ 517.93	\$ 64.47	\$ 47.81	\$ 30.69	\$ 2,964.26	\$ 133.07	\$ 3,758.23	\$ 12,223.83
5360	Treatment/Disposal Prod Treat.	Sablán, Annie Therese H.	SEWER PLANT OPER I	F8	A	\$ 13.45	\$ 27,976.00	\$ 6,994.00	\$ -	\$ -	\$ 47.81	\$ 25.35	\$ 2,405.09	\$ 133.07	\$ 2,611.32	\$ 9,605.32
5360	Treatment/Disposal Prod Treat.	Dahill, Betty Liz	SEWER PLANT OPER I	F11	C	\$ 15.46	\$ 32,156.80	\$ 8,039.20	\$ 695.24	\$ 60.06	\$ 47.81	\$ 29.14	\$ 2,769.14	\$ 133.07	\$ 3,734.46	\$ 11,773.66
5360	Treatment/Disposal Prod Treat.	Cruz, Brandon A.	WASTEWATER MAINT MCH I	F11	B	\$ 15.31	\$ 31,844.80	\$ 7,961.20	\$ -	\$ -	\$ 47.81	\$ 28.86	\$ 2,719.21	\$ 133.07	\$ 2,928.95	\$ 10,890.15
5360	Treatment/Disposal Prod Treat.	Sanchez, Lance T.	WATER SEWER MAINT WORKER I	F8	B	\$ 13.59	\$ 28,267.20	\$ 7,066.80	\$ 695.24	\$ 60.06	\$ 47.81	\$ 25.62	\$ 2,271.84	\$ 133.07	\$ 3,233.64	\$ 10,300.44
5360	Treatment/Disposal Prod Treat.	Fletcher, David A.	Operations & Maint. Manager	O9	D	\$ 46.91	\$ 97,572.80	\$ 24,393.20	\$ 517.93	\$ 64.47	\$ 47.81	\$ 88.43	\$ 8,640.42	\$ 133.07	\$ 9,492.13	\$ 33,885.33
5360	Treatment/Disposal Prod Treat.	Munoz, Randy M.	WATER SEWER MAINT WORKER I	F9	A	\$ 14.00	\$ 29,120.00	\$ 7,280.00	\$ 1,752.73	\$ 108.57	\$ 47.81	\$ 26.39	\$ 2,514.94	\$ 133.07	\$ 4,583.51	\$ 11,863.51
5360	Treatment/Disposal Prod Treat.	Dimapan, Joseph A.	TRADES HELPER	C		\$ 8.54	\$ 17,763.20	\$ 4,440.80	\$ -	\$ -					\$ 1,576.75	\$ 6,017.55
5360	Treatment/Disposal Prod Treat.	Agon, Eric M.	TRADES HELPER	C		\$ 8.54	\$ 17,763.20	\$ 4,440.80	\$ 695.24	\$ 60.06					\$ 2,332.05	\$ 6,772.85
5360	Treatment/Disposal Prod Treat.	San Nicolas, Gerard T.	TRADES HELPER	C		\$ 8.54	\$ 17,763.20	\$ 4,440.80	\$ 615.16	\$ 80.29					\$ 2,272.20	\$ 6,713.00
5360	Treatment/Disposal Prod Treat.	Duenas, Derek R.	TRADES HELPER	C		\$ 8.54	\$ 17,763.20	\$ 4,440.80	\$ 695.24	\$ 60.06					\$ 2,332.05	\$ 6,772.85
5360	Treatment/Disposal Prod Treat.	Gogue, Justin C.	TRADES HELPER	C		\$ 8.54	\$ 17,763.20	\$ 4,440.80	\$ -	\$ -					\$ 1,576.75	\$ 6,017.55
5360	Treatment/Disposal Prod Treat.	Illiau, Jacinto J.	TRADES HELPER	C		\$ 8.54	\$ 17,763.20	\$ 4,440.80	\$ -	\$ -					\$ 1,576.75	\$ 6,017.55